

FILED

OCT 19 2022

STATE AUDITOR & INSPECTOR

**School District
2022-2023 Estimate of Needs
and
Financial Statement of the Fiscal Year 2021-2022**

**Board of Education of Liberty Public Schools
District No. I-14
County of Tulsa
State of Oklahoma**

RECEIVED



10:32 am, Sep 30, 2022

County

To the Excise Board of said County and State, Greetings:

Pursuant to the requirements of 68 O. S. 2001 Section 3002, we submit herewith, for your consideration the within statement of the financial condition of the Board of Education of Liberty Public Schools, District No. I-14, County of Tulsa, State of Oklahoma for the fiscal year beginning July 1, 2022, and ending June 30, 2023, together with an itemized statement of the estimated Income and Probable Needs of said School District for the ensuing fiscal year. We have separately prepared, executed and submit Financial Statements for the Fiscal Year so terminated, and Estimate of Requirements for the ensuing Fiscal Year, for such Sinking Fund, if any, as pertains to this District for the Bond, Coupon, and Judgment indebtedness, if any, outstanding and unpaid as of June 30, 2023, and also for the Sinking Fund of any disorganized District whose area or the major portion thereof is now embraced within the boundaries of this District; and this Certificate is as applicable thereto as if fully embodied therein. The same have been prepared in conformity with Statute.

Two copies of this Financial Statement and Estimate of Needs should be filed with the County Clerk not later than September 30 for all School Districts. One complete signed copy must be sent to the State Auditor and Inspector, 2300 N. Lincoln Blvd Room 100, Oklahoma City, OK 73105-4801 and one copy will be retained by the County Clerk. If publication may not be had by date required for filing, affidavit and proof of publication are required to be attached within five days after date of filing.

Prepared by: Bledsoe Hewett & Gullekson

Submitted to the Tulsa County Excise Board

This 19th Day of September, 2022

School Board Member's Signatures

Chairman: Mark Cullum

Clerk: Kim Perner

Member: Rae Floyd

Member: _____

Member: _____

Member: _____

Member: _____

Member: _____

Member: _____

Member: _____

Treasurer: John C. Wain

RECEIVED


OCT 19 2022

State Auditor
and Inspector


Tulsa

In addition,


1. We, the undersigned, duly elected, qualified and acting officers of the Board of Education of the aforesaid School District located wholly or in major area in the County and State aforesaid, do hereby certify that, at regular session begun at the time provided by law, we carefully considered the reports submitted by the several officers and employees as required by 68 O. S. 2001 Section 3004, carefully considered the statements and estimate of needs heretofore prepared for the purpose of ascertaining any additional or emergency levy necessary for the ensuing fiscal year and revised, corrected or amended the same to disclose the true fiscal condition as of June 30, 2022, and to provide for the needs of the District for the ensuing fiscal year as now ascertained; and we do hereby certify that the within statement of the financial condition is true and correct, and that the within estimates for all purposes for the ensuing fiscal year are reasonably necessary for the proper conduct of the affairs of said School District, and that the statement of Estimated Income from sources other than ad valorem taxes is not in excess of the lawfully authorized ratio of the actual collections from such sources during the previous fiscal year.
2. We further certify that any cash fund balance reported in our Building Fund is required for immediate or cumulative program of construction unless there be attached within a verified copy of a resolution signed by a majority of the members of this Board to the effect the program of building has been completed or abandoned. If attached, then the Excise Board is directed to apply said Balance to reduce Levies in accordance with 62 O. S. 2001, Section 333.
3. We also certify that a levy of 15.000 Mills over and above the number of mills allocated by the County Excise Board will be reasonably necessary for the proper conduct of the affairs of said school district during the fiscal year 2022-2023.
4. We also certify that, after due and legal notice of an election thereon, an emergency levy of 5.000 Mills, over and above the number of mills provided by Law and allocated by the County Excise Board in addition thereto for school purposes, were made permanent by election.
5. We also certify that, after due and legal notice of an election thereon, a local support levy of 10.000 Mills, in addition to the levies hereinbefore provided, were made permanent by election.
6. We also certify that, after due and legal notice of an election thereon, pursuant to Article 10, Section 10, of the Constitution of Oklahoma, an additional levy of 5.000 Mills, were made permanent by election.


Clerk of Board of Education


President of Board of Education


Treasurer of Board of Education

Subscribed and sworn to before me this 12 day of September, 2022.


Notary Public

Oct. 12, 2022
My Commission Expires



TULSA WORLD

P.O. Box 1770 Tulsa, Oklahoma 74102-1770 | tulsaaworld.com

Account Number

1016483

LIBERTY PUBLIC SCHOOLS
2727 E 201ST ST SOUTH
MOUNDS, OK 74047

Date

September 21, 2022

| Date | Category | Description | Ad Size | Total Cost |
|------------|---------------|-------------------|-------------|------------|
| 09/21/2022 | Legal Notices | ESTIMATE OF NEEDS | 5 x 0.00 IN | 424.72 |

Affidavit of Publication

I, Brenda Brumbaugh, of lawful age, am a legal representative of the Tulsa World of Tulsa, Oklahoma, a daily newspaper of general circulation in Tulsa County, Oklahoma, a legal newspaper qualified to publish legal notices, as defined in 25 O.S. § 106 as amended, and thereafter, and complies with all other requirements of the laws of Oklahoma with reference to legal publication. That said notice, a true copy of which is attached hereto, was published in the regular edition of said newspaper during the period and time of publication and not in a supplement, on the DATE(S) LISTED BELOW

09/21/2022

Newspaper reference: 0000775843

Brenda Brumbaugh
Legal Representative

Sworn to and subscribed before me this date:

9/21/22

Shelley
Notary Public

My Commission expires

9/21/23

ALBERT SHELL
NOTARY PUBLIC - STATE OF OKLAHOMA
MY COMMISSION EXPIRES SEP 11, 2023
COMMISSION # 19003197

Affidavit of Publication

State of Oklahoma, County of Tulsa

I, Kim Perner, the undersigned duly qualified and acting Clerk of the Board of Education of Liberty Public Schools, School District No. I-14, County and State aforesaid, being first duly sworn according to law, hereby depose and say:

1. That I complied with 68 O. S. 2001 Section 3002, (both independent and dependent) by having the within Financial Statement and Estimate of Needs which was prepared at the time and in the manner provided by law, published as required by law, in a legally-qualified newspaper of general circulation in the district, there being no legally-qualified newspaper published in the school district, as evidenced by a copy of such published statement and estimate together with proof of publication thereof attached hereto marked Exhibit No. 1 and made a part hereof (strike inapplicable phrases).
2. That I complied with currently effective statutes, by having the Notice of Emergency Levy Election and the call for such Election on the date hereinbefore certified by the Governing Board, the Itemized Statements and the Itemized Estimate of the amount necessary for the ensuing fiscal year requiring such emergency levy for the current expense purposes as prepared by the Board of Education duly published or posted, as the case may be, in full compliance with law for this class of school district, and as provided by law duly made public in the manner and at the time provided by law, for this class of district and in all respects according to law, in relation to said election on such emergency levy as hereinbefore certified by said Governing Board.
3. That I complied with the statute by having published or posted (if required for this class of district) the notice of local support levy election, and the call for such election on the date hereinbefore certified by the Board of Education. That the Estimate of Needs as prepared by the Board of Education required such local support levy in addition to other tax levies, to fully meet the current expense purposes of the school district for the ensuing year.
4. That in conformity to resolution by said Board of Education, I caused Notice of Building Fund Levy Election under the provisions of Article 10, Section 10, Oklahoma Constitution, and the Call of such Election on the date hereinbefore certified by the Governing Board, together with Itemized Statements and an Estimate of the amount necessary for the ensuing fiscal year requiring such levy for the purpose of erecting, remodeling or repairing school buildings, and for purchasing school furniture, in said District, published or posted to contain such Notice and Call, fixing the number of voting places and particularly describing each and every such place or places, and fixing the day on which such election should be had after the expiration of such notice, duly published or posted as is required by law for this class of district.

Kim Perner

Clerk, Board of Education

Subscribed and sworn to before me this 12 day of September, 2022.

Mary Hickerson
Notary Public

Oct. 12, 2022
My Commission Expires

Will Hill

Secretary and Clerk of Excise Board
Tulsa County, Oklahoma





BLEDSON, HEWETT & GULLEKSON
CERTIFIED PUBLIC ACCOUNTANTS, PLLLP

Eric M. Bledsoe, CPA
Jeffrey D. Hewett, CPA
Christopher P. Gullekson, CPA

P.O. BOX 1310 • 121 E. COLLEGE ST. • BROKEN ARROW, OK 74013 • (918) 449-9991 • (800) 522-3931 • FAX (918) 449-8779

August 29, 2022

Honorable Board of Education
Liberty Independent School District, I-014
Tulsa County, Oklahoma

Management is responsible for the accompanying financial statements and supporting information of the District as of and for the year ended June 30, 2022, which comprise of the 2022-23 estimate of needs and financial statements for the fiscal year ended June 30, 2022, included in the accompanying form (SAI Form 2661R06) and the publication sheet (SAI Form 2662R06) prescribed by the Oklahoma State Auditor and Inspector per 68 OS § 3003.B as defined by rules promulgated by the Oklahoma State Department of Education per 70 OS § 5-134.1.D. We have performed a compilation engagement in accordance with Statements on Standards for Accounting and Review Services promulgated by the Accounting and Review Services Committee of the American Institute of Certified Public Accountants. We did not audit or review the financial statements included in the accompanying prescribed form nor were we required to perform any procedures to verify the accuracy or completeness of the information provided by management. Accordingly, we do not express an opinion, a conclusion, nor provide any form of assurance on these financial statements and supporting information, included in the prescribed form.

Other Matters

The financial statements, estimate of needs and publication sheet included in the accompanying prescribed forms are presented in accordance with the requirements prescribed by Office of the Oklahoma State Auditor and Inspector per 68 OS § 3003.B as defined by rules promulgated by the Oklahoma State Department of Education per 70 OS § 5-134.1.D, and are not intended to be a complete presentation in accordance with accounting principles generally accepted in the United States of America.

This report is intended solely for the information and use of management, the Oklahoma State Department of Education, the County Excise Board, and for filing with the Oklahoma State Auditor and Inspector and is not intended to be and should not be used by anyone other than these specified parties.

Eric, Jeff & Chris

Bledsoe, Hewett & Gullekson CPAs, PLLLP
Broken Arrow, OK

| |
|-------------------|
| Index Page |
|-------------------|

| | |
|---------------------------------|----|
| General..... | 1 |
| Building..... | 7 |
| Sinking Fund Bonds..... | 13 |
| Sinking Fund..... | 17 |
| Capital Project Total..... | 23 |
| Capital Project Individual..... | 25 |
| Enterprise Individual..... | 29 |
| Exhibit Y..... | 31 |
| Exhibit Z..... | 35 |
| Publication..... | 37 |

**GENERAL FUND ACCOUNTS COVERING THE PERIOD JULY 1, 2021 TO JUNE 30, 2022
ESTIMATE OF NEEDS FOR 2022-2023**

EXHIBIT 'A'

| Schedule 1: Current Balance Sheet for June 30, 2022 | |
|--|-----------------------|
| | Amount |
| ASSETS: | |
| Cash Balances | \$1,110,749.10 |
| Investments | \$0.00 |
| TOTAL ASSETS | \$1,110,749.10 |
| LIABILITIES AND RESERVES: | |
| Warrants Outstanding | \$61,810.91 |
| Reserve for Interest on Warrants | \$0.00 |
| Reserves From Schedule 8 | \$0.00 |
| TOTAL LIABILITIES AND RESERVES | \$61,810.91 |
| CASH FUND BALANCE JUNE 30, 2022 | \$1,048,938.19 |
| TOTAL LIABILITIES, RESERVES AND CASH FUND BALANCE | \$1,110,749.10 |

| Schedule 2: Revenue and Requirements, 2021-2022 | | |
|---|------------------|-------------------------------|
| REVENUE: | Estimated Budget | Actual Revenue & Expenditures |
| Revenues, Non-Revenue Receipts & Cash Balances (Schedule 6) | \$5,449,066.00 | \$5,661,133.37 |
| LESS: REQUIREMENTS: | | |
| Expenditures (Schedule 8) | \$5,449,066.00 | \$4,612,195.18 |
| CASH FUND BALANCE JUNE 30, 2022 | \$0.00 | \$1,048,938.19 |

| Schedule 3: General Fund Cash Accounts of Current and all Prior Years | | | | |
|---|-----------------------|----------------------|---------------|-----------------------|
| CURRENT AND ALL PRIOR YEARS | 2021-22 | 2020-21 | PRE-2020 | Total |
| Cash Balance Reported to Excise Board 6-30-21 | \$0.00 | \$681,767.76 | \$0.00 | \$681,767.76 |
| REVENUES, NON-REVENUE RECEIPTS & CASH BALANCE | | | | |
| Revenues/Non-Rev (Sch 6 Source Codes 1000 to 5999) | \$5,054,627.99 | \$0.00 | \$0.00 | \$5,054,627.99 |
| Cash Balances Transferred (Sch 6 Source Code 6110) | \$606,505.38 | -\$606,505.38 | \$0.00 | \$0.00 |
| Prior Year Lapsed Appropri (Sch 6 Source Code 6130) | \$0.00 | \$0.00 | \$0.00 | \$0.00 |
| Estopped Warrants (Sch 6 Source Code 6140) | \$0.00 | \$0.00 | \$0.00 | \$0.00 |
| Interfund Transfers (Sch 6 Source Code 6200) | \$0.00 | \$0.00 | \$0.00 | \$0.00 |
| TOTAL REVENUES, NON-REVENUE RECEIPTS & CASH BALANCE | \$5,661,133.37 | -\$606,505.38 | \$0.00 | \$5,054,627.99 |
| Warrants Paid of Year in Caption | \$4,550,384.27 | \$75,262.38 | \$0.00 | \$4,625,646.65 |
| TOTAL DISBURSEMENTS | \$4,550,384.27 | \$75,262.38 | \$0.00 | \$4,625,646.65 |
| CASH & INVESTMENTS BALANCE JUNE 30, 2022 | \$1,110,749.10 | \$0.00 | \$0.00 | \$1,110,749.10 |
| Reserve for Warrants Outstanding (Schedule 4) | \$61,810.91 | \$0.00 | \$0.00 | \$61,810.91 |
| Reserve for Encumbrances (Schedule 8) | \$0.00 | \$0.00 | \$0.00 | \$0.00 |
| TOTAL LIABILITIES AND RESERVE | \$61,810.91 | \$0.00 | \$0.00 | \$61,810.91 |
| DEFICIT: | \$0.00 | \$0.00 | \$0.00 | \$0.00 |
| CASH FUND BAL FORWARD TO SUCCEEDING YEAR | \$1,048,938.19 | \$0.00 | \$0.00 | \$1,048,938.19 |

| Schedule 4: General Fund Warrant Accounts of Current and all Prior Years | | | | |
|--|-----------------------|--------------------|---------------|-----------------------|
| CURRENT AND ALL PRIOR YEARS | 2021-22 | 2020-21 | PRE-2020 | Total |
| Warrants Outstanding 6-30 of Year in Caption | \$0.00 | \$75,262.38 | \$0.00 | \$75,262.38 |
| Warrants Registered During Year | \$4,612,195.18 | \$0.00 | \$0.00 | \$4,612,195.18 |
| TOTAL | \$4,612,195.18 | \$75,262.38 | \$0.00 | \$4,687,457.56 |
| Warrants Paid During Year | \$4,550,384.27 | \$75,262.38 | \$0.00 | \$4,625,646.65 |
| Warrants Converted to Bonds or Judgments | \$0.00 | \$0.00 | \$0.00 | \$0.00 |
| Warrants Estopped by Statute/Canceled | \$0.00 | \$0.00 | \$0.00 | \$0.00 |
| TOTAL WARRANTS RETIRED | \$4,550,384.27 | \$75,262.38 | \$0.00 | \$4,625,646.65 |
| BALANCE WARRANTS OUTSTANDING JUNE 30, 2022 | \$61,810.91 | \$0.00 | \$0.00 | \$61,810.91 |

| Schedule 5: 2021 Ad Valorem Tax Account | | |
|--|--------------|-----------------|
| ACCOUNTS COVERING THE PERIOD JULY 1, 2021 TO JUNE 30, 2022 | 37.100 Mills | Amount |
| 2021 Net Valuation Certified to County Excise Board | | \$20,441,545.00 |
| Total Proceeds of Levy as Certified | | \$751,098.15 |
| Additions: | | \$0.00 |
| Deductions: | | \$0.00 |
| Gross Balance Tax | | \$751,098.15 |
| Less Reserve for Delinquent Tax | | \$68,281.65 |
| Reserve for Protests Pending | | \$0.00 |
| Balance Available Tax | | \$682,816.50 |
| Deduct 2021 Tax Apportioned | | \$698,448.61 |
| Net Balance 2021 Tax in Process of Collection | | \$0.00 |
| Excess Collections | | \$15,632.11 |

GENERAL FUND ACCOUNTS COVERING THE PERIOD JULY 1, 2021 TO JUNE 30, 2022
ESTIMATE OF NEEDS FOR 2022-2023

EXHIBIT 'A'

| Schedule 6: Revenue, Non-Revenue Receipts & Cash Balances | | |
|--|-----------------------|-----------------------|
| SOURCE | 2021-22 Account | |
| | AMOUNT ESTIMATED | ACTUALLY COLLECTED |
| 1000 DISTRICT SOURCES OF REVENUE: | | |
| 1100 TAXES LEVIED/ASSESSED | | |
| 1110 Ad Valorem Tax Levy (Current Year) | \$682,816.50 | \$698,448.61 |
| 1120 Ad Valorem Tax Levy (Prior Years) | \$0.00 | \$31,193.83 |
| 1130 Revenue In Lieu Of Taxes | \$0.00 | \$428.12 |
| 1140 Revenue From Local Governmental Units Other Than Leas | \$0.00 | \$0.00 |
| 1190 Other Taxes | \$0.00 | \$0.00 |
| TOTAL TAXES LEVIED/ASSESSED | \$682,816.50 | \$730,070.56 |
| 1200 Tuition & Fees | \$0.00 | \$0.00 |
| 1300 Earnings on Investments and Bond Sales | \$0.00 | \$2,945.94 |
| 1400 Rental, Disposals and Commissions | \$0.00 | \$0.00 |
| 1500 Reimbursements | \$0.00 | \$28,112.49 |
| 1600 Other Local Sources of Revenue | \$0.00 | \$32,801.60 |
| 1700 Child Nutrition Programs | \$0.00 | \$0.00 |
| 1800 Athletics | \$0.00 | \$0.00 |
| TOTAL DISTRICT SOURCES OF REVENUE | \$682,816.50 | \$793,930.59 |
| 2000 INTERMEDIATE SOURCES OF REVENUE: | | |
| 2100 County 4 Mill Ad Valorem Tax | \$113,940.55 | \$134,883.03 |
| 2200 County Apportionment (Mortgage Tax) | \$31,057.54 | \$37,578.93 |
| 2300 Resale of Property Fund Distribution | \$0.00 | \$6,493.26 |
| 2900 Other Intermediate Sources of Revenue | \$0.00 | \$0.00 |
| TOTAL INTERMEDIATE SOURCES OF REVENUE | \$144,998.09 | \$178,955.22 |
| 3000 STATE SOURCES OF REVENUE: | | |
| 3100 STATE DEDICATED SOURCES OF REVENUE | | |
| 3110 Gross Production Tax | \$109.50 | \$340.95 |
| 3120 Motor Vehicle Collections | \$203,451.67 | \$228,889.41 |
| 3130 Rural Electric Cooperative Tax | \$62,652.90 | \$65,903.80 |
| 3140 State School Land Earnings | \$70,953.60 | \$71,645.70 |
| 3150 Vehicle Tax Stamps | \$0.00 | \$1,171.39 |
| 3160 Farm Implement Tax Stamps | \$0.00 | \$0.00 |
| 3170 Trailers and Mobile Homes | \$0.00 | \$0.00 |
| 3190 Other Dedicated Revenue | \$0.00 | \$0.00 |
| TOTAL STATE DEDICATED SOURCES OF REVENUE | \$337,167.67 | \$367,951.25 |
| 3200 STATE AID - NONCATEGORICAL | | |
| 3210 Foundation and Salary Incentive Aid | \$1,902,892.70 | \$1,956,988.55 |
| 3220 Mid-Term Adjustment For Attendance | \$0.00 | \$0.00 |
| 3230 Teacher Consultant Stipend | \$0.00 | \$0.00 |
| 3240 Disaster Assistance | \$0.00 | \$0.00 |
| 3250 Flexible Benefit Allowance | \$322,810.68 | \$329,936.40 |
| TOTAL STATE AID - NONCATEGORICAL | \$2,225,703.38 | \$2,286,924.95 |
| 3300 State Aid - Competitive Grants - Categorical | \$0.00 | \$13,429.92 |
| 3400 State - Categorical | \$41,360.44 | \$64,174.64 |
| 3500 Special Programs | \$0.00 | \$0.00 |
| 3600 Other State Sources of Revenue | \$0.00 | \$4,815.29 |
| 3700 Child Nutrition Program | \$2,255.49 | \$1,753.90 |
| 3800 State Vocational Programs - Multi-Source | \$38,000.00 | \$46,222.00 |
| TOTAL STATE SOURCES OF REVENUE | \$2,644,486.98 | \$2,785,271.95 |
| 4000 FEDERAL SOURCES OF REVENUE: | | |
| 4100 Grants-In-Aid Direct From The Federal Government | \$63,140.00 | \$63,142.26 |
| 4200 Disadvantaged Students | \$183,970.01 | \$181,831.50 |
| 4300 Individuals With Disabilities | \$133,000.00 | \$141,448.55 |
| 4400 No Child Left Behind | \$10,000.00 | \$10,000.00 |
| 4500 Grants-In-Aid Passed Through Other State/Intermediate Sources | \$0.00 | \$20,032.87 |
| 4600 Other Federal Sources Passed Through State Dept Of Education | \$857,555.63 | \$611,951.58 |
| 4700 Child Nutrition Programs | \$122,593.42 | \$241,478.17 |
| 4800 Federal Vocational Education | \$0.00 | \$0.00 |
| TOTAL FEDERAL SOURCES OF REVENUE | \$1,370,259.06 | \$1,269,884.93 |
| 5000 NON-REVENUE RECEIPTS: | | |
| TOTAL NON-REVENUE RECEIPTS | \$0.00 | \$26,585.30 |
| 6000 BALANCE SHEET ACCOUNTS: | | |
| 6100 CASH ACCOUNTS | | |
| 6110 Cash Forward | \$606,505.38 | \$606,505.38 |
| 6130 Prior-Year Lapsed Appropriations (Schedule 6) | \$0.00 | \$0.00 |
| 6140 Estopped Warrants by Statute | \$0.00 | \$0.00 |
| TOTAL CASH ACCOUNTS | \$606,505.38 | \$606,505.38 |
| 6200 Interfund Transfers | \$0.00 | \$0.00 |
| TOTAL BALANCE SHEET ACCOUNTS | \$606,505.38 | \$606,505.38 |
| GRAND TOTAL | \$5,449,066.00 | \$5,661,133.37 |

GENERAL FUND ACCOUNTS COVERING THE PERIOD JULY 1, 2021 TO JUNE 30, 2022
ESTIMATE OF NEEDS FOR 2022-2023

EXHIBIT 'A'

| Schedule 6: Revenue, Non-Revenue Receipts & Cash Balances (Continued) | | | | |
|---|-------------------------------|----------------------------------|------------------------------------|-----------------------------|
| SOURCE | 2021-22 Account OVER/UNDER | BASIS AND LIMIT OF ENSUING | ESTIMATED BY GOVERNING BOARD | APPROVED BY EXCISE BOARD |
| 1000 DISTRICT SOURCES OF REVENUE: | | | | |
| 1100 TAXES LEVIED/ASSESSED | | | | |
| 1110 Ad Valorem Tax Levy (Current Year) | \$15,632.11 | 104.56% | \$730,318.45 | \$730,318.45 |
| 1120 Ad Valorem Tax Levy (Prior Years) | \$31,193.83 | 0.00% | \$0.00 | \$0.00 |
| 1130 Revenue In Lieu Of Taxes | \$428.12 | 0.00% | \$0.00 | \$0.00 |
| 1140 Revenue From Local Governmental Units Other Than Leas | \$0.00 | 0.00% | \$0.00 | \$0.00 |
| 1190 Other Taxes | \$0.00 | 0.00% | \$0.00 | \$0.00 |
| TOTAL TAXES LEVIED/ASSESSED | \$47,254.06 | | \$730,318.45 | \$730,318.45 |
| 1200 Tuition & Fees | \$0.00 | 0.00% | \$0.00 | \$0.00 |
| 1300 Earnings on Investments and Bond Sales | \$2,945.94 | 0.00% | \$0.00 | \$0.00 |
| 1400 Rental, Disposals and Commissions | \$0.00 | 0.00% | \$0.00 | \$0.00 |
| 1500 Reimbursements | \$28,112.49 | 0.00% | \$0.00 | \$0.00 |
| 1600 Other Local Sources of Revenue | \$32,801.60 | 0.00% | \$0.00 | \$0.00 |
| 1700 Child Nutrition Programs | \$0.00 | 0.00% | \$0.00 | \$0.00 |
| 1800 Athletics | \$0.00 | 0.00% | \$0.00 | \$0.00 |
| TOTAL DISTRICT SOURCES OF REVENUE | \$111,114.09 | | \$730,318.45 | \$730,318.45 |
| 2000 INTERMEDIATE SOURCES OF REVENUE: | | | | |
| 2100 County 4 Mill Ad Valorem Tax | \$20,942.48 | 90.00% | \$121,394.73 | \$121,394.73 |
| 2200 County Apportionment (Mortgage Tax) | \$6,521.39 | 100.00% | \$37,578.93 | \$37,578.93 |
| 2300 Resale of Property Fund Distribution | \$6,493.26 | 0.00% | \$0.00 | \$0.00 |
| 2900 Other Intermediate Sources of Revenue | \$0.00 | 0.00% | \$0.00 | \$0.00 |
| TOTAL INTERMEDIATE SOURCES OF REVENUE | \$33,957.13 | | \$158,973.66 | \$158,973.66 |
| 3000 STATE SOURCES OF REVENUE: | | | | |
| 3100 STATE DEDICATED SOURCES OF REVENUE: | | | | |
| 3110 Gross Production Tax | \$231.45 | 100.00% | \$340.95 | \$340.95 |
| 3120 Motor Vehicle Collections | \$25,437.74 | 100.00% | \$228,889.41 | \$228,889.41 |
| 3130 Rural Electric Cooperative Tax | \$3,250.90 | 100.00% | \$65,903.80 | \$65,903.80 |
| 3140 State School Land Earnings | \$692.10 | 100.00% | \$71,645.70 | \$71,645.70 |
| 3150 Vehicle Tax Stamps | \$1,171.39 | 100.00% | \$1,171.39 | \$1,171.39 |
| 3160 Farm Implement Tax Stamps | \$0.00 | 0.00% | \$1,749,598.52 | \$1,749,598.52 |
| 3170 Trailers and Mobile Homes | \$0.00 | 0.00% | \$0.00 | \$0.00 |
| 3190 Other Dedicated Revenue | \$0.00 | 0.00% | \$0.00 | \$0.00 |
| TOTAL STATE DEDICATED SOURCES OF REVENUE | \$30,783.58 | | \$2,117,549.77 | \$2,117,549.77 |
| 3200 STATE AID - NONCATEGORICAL | | | | |
| 3210 Foundation and Salary Incentive Aid | \$54,095.85 | 0.00% | \$0.00 | \$0.00 |
| 3220 Mid-Term Adjustment For Attendance | \$0.00 | 0.00% | \$0.00 | \$0.00 |
| 3230 Teacher Consultant Stipend | \$0.00 | 0.00% | \$0.00 | \$0.00 |
| 3240 Disaster Assistance | \$0.00 | 0.00% | \$0.00 | \$0.00 |
| 3250 Flexible Benefit Allowance | \$7,125.72 | 101.03% | \$333,328.74 | \$333,328.74 |
| TOTAL STATE AID - NONCATEGORICAL | \$61,221.57 | | \$333,328.74 | \$333,328.74 |
| 3300 State Aid - Competitive Grants - Categorical | \$13,429.92 | 0.00% | \$0.00 | \$0.00 |
| 3400 State - Categorical | \$22,814.20 | 47.38% | \$30,407.08 | \$30,407.08 |
| 3500 Special Programs | \$0.00 | 0.00% | \$0.00 | \$0.00 |
| 3600 Other State Sources of Revenue | \$4,815.29 | 0.00% | \$0.00 | \$0.00 |
| 3700 Child Nutrition Program | -\$501.59 | 85.00% | \$1,490.82 | \$1,490.82 |
| 3800 State Vocational Programs - Multi-Source | \$8,222.00 | 90.00% | \$41,599.80 | \$41,599.80 |
| TOTAL STATE SOURCES OF REVENUE | \$140,784.97 | | \$2,524,376.21 | \$2,524,376.21 |
| 4000 FEDERAL SOURCES OF REVENUE: | | | | |
| 4100 Grants-In-Aid Direct From The Federal Government | \$2.26 | 0.00% | \$0.00 | \$0.00 |
| 4200 Disadvantaged Students | -\$2,138.51 | 86.98% | \$158,151.68 | \$158,151.68 |
| 4300 Individuals With Disabilities | \$8,448.55 | 89.79% | \$127,000.00 | \$127,000.00 |
| 4400 No Child Left Behind | \$0.00 | 0.00% | \$0.00 | \$0.00 |
| 4500 Grants-In-Aid Passed Through Other State/Intermediate Sources | \$20,032.87 | 0.00% | \$0.00 | \$0.00 |
| 4600 Other Federal Sources Passed Through State Dept Of Education | -\$245,604.05 | 136.51% | \$835,348.52 | \$835,348.52 |
| 4700 Child Nutrition Programs | \$118,884.76 | 85.00% | \$205,256.44 | \$205,256.44 |
| 4800 Federal Vocational Education | \$0.00 | 0.00% | \$0.00 | \$0.00 |
| TOTAL FEDERAL SOURCES OF REVENUE | -\$100,374.13 | | \$1,325,756.64 | \$1,325,756.64 |
| 5000 NON-REVENUE RECEIPTS: | \$26,585.30 | 0.00% | \$0.00 | \$0.00 |
| TOTAL NON-REVENUE RECEIPTS | \$26,585.30 | | \$0.00 | \$0.00 |
| 6000 BALANCE SHEET ACCOUNTS: | | | | |
| 6100 CASH ACCOUNTS | | | | |
| 6110 Cash Forward | \$0.00 | 172.95% | \$1,048,938.19 | \$1,048,938.19 |
| 6130 Prior-Year Lapsed Appropriations (Schedule 6) | \$0.00 | 0.00% | \$0.00 | \$0.00 |
| 6140 Estopped Warrants by Statute | \$0.00 | 0.00% | \$0.00 | \$0.00 |
| TOTAL CASH ACCOUNTS | \$0.00 | | \$1,048,938.19 | \$1,048,938.19 |
| 6200 Interfund Transfers | \$0.00 | 0.00% | \$0.00 | \$0.00 |
| TOTAL BALANCE SHEET ACCOUNTS | \$0.00 | | \$1,048,938.19 | \$1,048,938.19 |
| GRAND TOTAL | \$212,067.37 | | \$5,788,363.15 | \$5,788,363.15 |

**GENERAL FUND ACCOUNTS COVERING THE PERIOD JULY 1, 2021 TO JUNE 30, 2022
ESTIMATE OF NEEDS FOR 2022-2023**

EXHIBIT 'A'

| Schedule 7: Report of Prior Year Warrants Issued From Reserves | | | |
|--|------------------------|--------------------------|-------------------|
| FISCAL YEAR ENDING JUNE 30, 2021 | | | |
| | RESERVES 06-30-2021 | WARRANTS ISSUED SINCE | BALANCE LAPSED |
| TOTAL PRIOR YEAR RESERVES | \$0.00 | \$0.00 | \$0.00 |

| Schedule 8: Report of Current Year Expenditures | | | |
|---|----------------------------------|-----------------------------|-------------------------|
| APPROPRIATED ACCOUNTS | FISCAL YEAR ENDING JUNE 30, 2022 | | |
| | APPROPRIATIONS | | |
| | ORIGINAL | SUPPLEMENTAL ADJUSTMENTS | FINAL APPROPRIATIONS |
| 1000 INSTRUCTION | \$5,449,066.00 | \$0.00 | \$5,449,066.00 |
| 2000 SUPPORT SERVICES: | | | |
| 2100 Support Services - Students | \$0.00 | \$0.00 | \$0.00 |
| 2200 Support Services - Instructional Staff | \$0.00 | \$0.00 | \$0.00 |
| 2300 Support Services - General Administration | \$0.00 | \$0.00 | \$0.00 |
| 2400 Support Services - School Administration | \$0.00 | \$0.00 | \$0.00 |
| 2500 Support Services - Business | \$0.00 | \$0.00 | \$0.00 |
| 2600 Operations And Maintenance of Plant Services | \$0.00 | \$0.00 | \$0.00 |
| 2700 Student Transportation Services | \$0.00 | \$0.00 | \$0.00 |
| TOTAL SUPPORT SERVICES | \$0.00 | \$0.00 | \$0.00 |
| 3000 OPERATION OF NON-INSTRUCTION SERVICES: | | | |
| 3100 Child Nutrition Programs Operations | \$0.00 | \$0.00 | \$0.00 |
| 3200 Other Enterprise Service Operations | \$0.00 | \$0.00 | \$0.00 |
| 3300 Community Services Operations | \$0.00 | \$0.00 | \$0.00 |
| TOTAL OPERATION OF NON-INSTRUCTIONAL SERVICES | \$0.00 | \$0.00 | \$0.00 |
| 4000 FACILITIES ACQUISITION & CONSTRUCTION SERVICES: | | | |
| 4200 Land Acquisition Services | \$0.00 | \$0.00 | \$0.00 |
| 4300 Land Improvement Services | \$0.00 | \$0.00 | \$0.00 |
| 4400 Architecture and Engineering Services | \$0.00 | \$0.00 | \$0.00 |
| 4500 Educational Specifications Development Services | \$0.00 | \$0.00 | \$0.00 |
| 4600 Building Acquisition and Construction Services | \$0.00 | \$0.00 | \$0.00 |
| 4700 Building Improvement Services | \$0.00 | \$0.00 | \$0.00 |
| TOTAL FACILITIES ACQUISITION & CONST. SERVICES | \$0.00 | \$0.00 | \$0.00 |
| 5000 OTHER OUTLAYS: | | | |
| 5100 Debt Service | \$0.00 | \$0.00 | \$0.00 |
| 5200 Fund Transfer/Reimbursement (Child Nutrition Fund) | \$0.00 | \$0.00 | \$0.00 |
| 5300 Clearing Account | \$0.00 | \$0.00 | \$0.00 |
| 5400 Indirect Cost Entitlement | \$0.00 | \$0.00 | \$0.00 |
| 5500 Private Nonprofit Schools | \$0.00 | \$0.00 | \$0.00 |
| 5600 Correcting Entry | \$0.00 | \$0.00 | \$0.00 |
| 5800 Charter School Reimbursement | \$0.00 | \$0.00 | \$0.00 |
| 5900 Arbitrage | \$0.00 | \$0.00 | \$0.00 |
| TOTAL OTHER OUTLAYS | \$0.00 | \$0.00 | \$0.00 |
| 7000 OTHER USES / UNBUDGETED ITEMS: | \$0.00 | \$0.00 | \$0.00 |
| 8000 REPAYMENTS: | \$0.00 | \$0.00 | \$0.00 |
| TOTAL GENERAL FUND 2021-22 FISCAL YEAR | \$5,449,066.00 | \$0.00 | \$5,449,066.00 |

GENERAL FUND ACCOUNTS COVERING THE PERIOD JULY 1, 2021 TO JUNE 30, 2022
ESTIMATE OF NEEDS FOR 2022-2023

EXHIBIT 'A'

| Schedule 8: Report of Current Year Expenditures (Continued) | | | | |
|---|-----------------------|---------------|---|---|
| FISCAL YEAR ENDING JUNE 30, 2022 | | | | |
| APPROPRIATED ACCOUNTS | WARRANTS ISSUED | RESERVES | LAPSED BALANCE KNOWN TO BE UNENCUMBERED | 2021-2022 EXPENDITURES FOR CURRENT EXPENSE PURPOSES |
| 1000 INSTRUCTION: | \$2,418,534.64 | \$0.00 | \$3,030,531.36 | \$2,418,534.64 |
| 2000 SUPPORT SERVICES: | | | | |
| 2100 Support Services - Students | \$326,905.78 | \$0.00 | -\$326,905.78 | \$326,905.78 |
| 2200 Support Services - Instructional Staff | \$232,723.97 | \$0.00 | -\$232,723.97 | \$232,723.97 |
| 2300 Support Services - General Administration | \$212,783.00 | \$0.00 | -\$212,783.00 | \$212,783.00 |
| 2400 Support Services - School Administration | \$442,891.69 | \$0.00 | -\$442,891.69 | \$442,891.69 |
| 2500 Support Services - Business | \$109,822.59 | \$0.00 | -\$109,822.59 | \$109,822.59 |
| 2600 Operations And Maintenance of Plant Services | \$295,457.20 | \$0.00 | -\$295,457.20 | \$295,457.20 |
| 2700 Student Transportation Services | \$93,336.61 | \$0.00 | -\$93,336.61 | \$93,336.61 |
| TOTAL SUPPORT SERVICES | \$1,713,920.84 | \$0.00 | -\$1,713,920.84 | \$1,713,920.84 |
| 3000 OPERATION OF NON-INSTRUCTION SERVICES: | | | | |
| 3100 Child Nutrition Programs Operations | \$249,806.84 | \$0.00 | -\$249,806.84 | \$249,806.84 |
| 3200 Other Enterprise Service Operations | \$0.00 | \$0.00 | \$0.00 | \$0.00 |
| 3300 Community Services Operations | \$0.00 | \$0.00 | \$0.00 | \$0.00 |
| TOTAL OPERATION OF NON-INSTRUCTIONAL SERVICES | \$249,806.84 | \$0.00 | -\$249,806.84 | \$249,806.84 |
| 4000 FACILITIES ACQUISITION & CONSTRUCTION SERVICES: | | | | |
| 4200 Land Acquisition Services | \$0.00 | \$0.00 | \$0.00 | \$0.00 |
| 4300 Land Improvement Services | \$0.00 | \$0.00 | \$0.00 | \$0.00 |
| 4400 Architecture and Engineering Services | \$0.00 | \$0.00 | \$0.00 | \$0.00 |
| 4500 Educational Specifications Development Services | \$0.00 | \$0.00 | \$0.00 | \$0.00 |
| 4600 Building Acquisition and Construction Services | \$0.00 | \$0.00 | \$0.00 | \$0.00 |
| 4700 Building Improvement Services | \$219,902.37 | \$0.00 | -\$219,902.37 | \$219,902.37 |
| TOTAL FACILITIES ACQUISITION & CONST. SERVICES | \$219,902.37 | \$0.00 | -\$219,902.37 | \$219,902.37 |
| 5000 OTHER OUTLAYS: | | | | |
| 5100 Debt Service | \$0.00 | \$0.00 | \$0.00 | \$0.00 |
| 5200 Fund Transfer/Reimbursement (Child Nutrition Fund) | \$0.00 | \$0.00 | \$0.00 | \$0.00 |
| 5300 Clearing Account | \$0.00 | \$0.00 | \$0.00 | \$0.00 |
| 5400 Indirect Cost Entitlement | \$0.00 | \$0.00 | \$0.00 | \$0.00 |
| 5500 Private Nonprofit Schools | \$0.00 | \$0.00 | \$0.00 | \$0.00 |
| 5600 Correcting Entry | \$10,030.49 | \$0.00 | -\$10,030.49 | \$10,030.49 |
| 5800 Charter School Reimbursement | \$0.00 | \$0.00 | \$0.00 | \$0.00 |
| 5900 Arbitrage | \$0.00 | \$0.00 | \$0.00 | \$0.00 |
| TOTAL OTHER OUTLAYS | \$10,030.49 | \$0.00 | -\$10,030.49 | \$10,030.49 |
| 7000 OTHER USES / UNBUDGETED ITEMS: | \$0.00 | \$0.00 | \$0.00 | \$0.00 |
| 8000 REPAYMENTS: | \$0.00 | \$0.00 | \$0.00 | \$0.00 |
| TOTAL GENERAL FUND 2021-22 FISCAL YEAR | \$4,612,195.18 | \$0.00 | \$836,870.82 | \$4,612,195.18 |

| ESTIMATE OF NEEDS FOR THE FISCAL YEAR 2022-23 | | Estimate of Needs by | Approved by |
|---|--|-------------------------|------------------------|
| PURPOSE: | | Governing Board | County Excise Board |
| Current Expense | | \$5,788,363.15 | \$5,788,363.15 |
| Pro rata share of County Assessor's Budget as determined by County Excise Board | | \$0.00 | \$0.00 |
| GRAND TOTAL - Home School | | \$5,788,363.15 | \$5,788,363.15 |

**BUILDING FUND ACCOUNTS COVERING THE PERIOD JULY 1, 2021 TO JUNE 30, 2022
ESTIMATE OF NEEDS FOR 2022-2023**

EXHIBIT 'C'

Schedule 1: Current Balance Sheet for June 30, 2022

| ASSETS: | Amount |
|--|---------------------|
| Cash Balances | |
| Investments | \$172,235.50 |
| TOTAL ASSETS | \$172,235.50 |
| LIABILITIES AND RESERVES: | |
| Warrants Outstanding | |
| Reserve for Interest on Warrants | \$40,312.58 |
| Reserves From Schedule 8 | \$0.00 |
| TOTAL LIABILITIES AND RESERVES | \$40,312.58 |
| CASH FUND BALANCE JUNE 30, 2022 | \$131,922.92 |
| TOTAL LIABILITIES, RESERVES AND CASH FUND BALANCE | \$172,235.50 |

Schedule 2: Revenue and Requirements, 2021-2022

| REVENUE: | Estimated Budget | Actual Revenue & Expenditures |
|---|------------------|-------------------------------|
| Revenues, Non-Revenue Receipts & Cash Balances (Schedule 6) | \$181,512.84 | \$207,985.62 |
| LESS: REQUIREMENTS: | | |
| Expenditures (Schedule 8) | \$181,512.84 | \$76,062.70 |
| CASH FUND BALANCE JUNE 30, 2022 | \$0.00 | \$131,922.92 |

Schedule 3: Building Fund Cash Accounts of Current and all Prior Years

| CURRENT AND ALL PRIOR YEARS | 2021-22 | 2020-21 | PRE-2020 | Total |
|--|---------------------|---------------------|---------------|---------------------|
| Cash Balance Reported to Excise Board 6-30-21 | \$0.00 | \$84,755.72 | \$0.00 | \$84,755.72 |
| REVENUES, NON-REVENUE RECEIPTS & CASH BALANCE | | | | |
| Revenues/Non-Rev (Sch 6 Source Codes 1000 to 5999) | \$123,628.75 | \$0.00 | \$0.00 | \$123,628.75 |
| Cash Balances Transferred (Sch 6 Source Code 6110) | \$83,967.62 | -\$83,967.62 | \$0.00 | \$0.00 |
| Prior Year Lapsed Appropri (Sch 6 Source Code 6130) | \$0.00 | \$0.00 | \$0.00 | \$0.00 |
| Estopped Warrants (Sch 6 Source Code 6140) | \$389.25 | -\$389.25 | \$0.00 | \$0.00 |
| Interfund Transfers (Sch 6 Source Code 6200) | \$0.00 | \$0.00 | \$0.00 | \$0.00 |
| TOTAL REVENUES, NON-REVENUE RECEIPTS & CASH BALANCE | \$207,985.62 | -\$84,356.87 | \$0.00 | \$123,628.75 |
| Warrants Paid of Year in Caption | \$35,750.12 | \$398.85 | \$0.00 | \$36,148.97 |
| TOTAL DISBURSEMENTS | \$35,750.12 | \$398.85 | \$0.00 | \$36,148.97 |
| CASH & INVESTMENTS BALANCE JUNE 30, 2022 | \$172,235.50 | \$0.00 | \$0.00 | \$172,235.50 |
| Reserve for Warrants Outstanding (Schedule 4) | \$40,312.58 | \$0.00 | \$0.00 | \$40,312.58 |
| Reserve for Encumbrances (Schedule 8) | \$0.00 | \$0.00 | \$0.00 | \$0.00 |
| TOTAL LIABILITIES AND RESERVE | \$40,312.58 | \$0.00 | \$0.00 | \$40,312.58 |
| DEFICIT: | \$0.00 | \$0.00 | \$0.00 | \$0.00 |
| CASH FUND BAL FORWARD TO SUCCEEDING YEAR | \$131,922.92 | \$0.00 | \$0.00 | \$131,922.92 |

Schedule 4: Building Fund Warrant Accounts of Current and all Prior Years

| CURRENT AND ALL PRIOR YEARS | 2021-22 | 2020-21 | PRE-2020 | Total |
|---|--------------------|-----------------|---------------|--------------------|
| Warrants Outstanding 6-30 of Year in Caption | \$0.00 | \$788.10 | \$0.00 | \$788.10 |
| Warrants Registered During Year | \$76,062.70 | \$0.00 | \$0.00 | \$76,062.70 |
| TOTAL | \$76,062.70 | \$788.10 | \$0.00 | \$76,850.80 |
| Warrants Paid During Year | \$35,750.12 | \$398.85 | \$0.00 | \$36,148.97 |
| Warrants Converted to Bonds or Judgments | \$0.00 | \$0.00 | \$0.00 | \$0.00 |
| Warrants Estopped by Statute/Canceled | \$0.00 | \$389.25 | \$0.00 | \$389.25 |
| TOTAL WARRANTS RETIRED | \$35,750.12 | \$788.10 | \$0.00 | \$36,538.22 |
| BALANCE WARRANTS OUTSTANDING JUNE 30, 2022 | \$40,312.58 | \$0.00 | \$0.00 | \$40,312.58 |

Schedule 5: 2021 Ad Valorem Tax Account

| ACCOUNTS COVERING THE PERIOD JULY 1, 2021 TO JUNE 30, 2022 | 0.000 Mills | Amount |
|--|-------------|-----------------|
| 2021 Net Valuation Certified to County Excise Board | | \$20,441,545.00 |
| Total Proceeds of Levy as Certified | | \$107,299.74 |
| Additions: | | \$0.00 |
| Deductions: | | \$0.00 |
| Gross Balance Tax | | \$107,299.74 |
| Less Reserve for Delinquent Tax | | \$9,754.52 |
| Reserve for Protests Pending | | \$0.00 |
| Balance Available Tax | | \$97,545.22 |
| Deduct 2021 Tax Apportioned | | \$99,778.38 |
| Net Balance 2021 Tax in Process of Collection | | \$0.00 |
| Excess Collections | | \$2,233.16 |

**BUILDING FUND ACCOUNTS COVERING THE PERIOD JULY 1, 2021 TO JUNE 30, 2022
ESTIMATE OF NEEDS FOR 2022-2023**

EXHIBIT 'C'

| Schedule 6: Revenue, Non-Revenue Receipts & Cash Balances | | |
|--|---------------------|-----------------------|
| SOURCE | 2021-22 Account | |
| | AMOUNT ESTIMATED | ACTUALLY COLLECTED |
| 1000 DISTRICT SOURCES OF REVENUE: | | |
| 1100 TAXES LEVIED/ASSESSED | | |
| 1110 Ad Valorem Tax Levy (Current Year) | \$97,545.22 | \$99,778.38 |
| 1120 Ad Valorem Tax Levy (Prior Years) | \$0.00 | \$4,422.51 |
| 1130 Revenue In Lieu Of Taxes | \$0.00 | \$61.16 |
| 1140 Revenue From Local Governmental Units Other Than Leas | \$0.00 | \$0.00 |
| 1190 Other Taxes | \$0.00 | \$0.00 |
| TOTAL TAXES LEVIED/ASSESSED | \$97,545.22 | \$104,262.05 |
| 1200 Tuition & Fees | \$0.00 | \$0.00 |
| 1300 Earnings on Investments and Bond Sales | \$0.00 | \$2.33 |
| 1400 Rental, Disposals and Commissions | \$0.00 | \$0.00 |
| 1500 Reimbursements | \$0.00 | \$0.00 |
| 1600 Other Local Sources of Revenue | \$0.00 | \$0.00 |
| 1700 Child Nutrition Programs | \$0.00 | \$0.00 |
| 1800 Athletics | \$0.00 | \$0.00 |
| TOTAL DISTRICT SOURCES OF REVENUE | \$97,545.22 | \$104,264.38 |
| 2000 INTERMEDIATE SOURCES OF REVENUE | | |
| 2100 County 4 Mill Ad Valorem Tax | \$0.00 | \$0.00 |
| 2200 County Apportionment (Mortgage Tax) | \$0.00 | \$0.00 |
| 2300 Resale of Property Fund Distribution | \$0.00 | \$0.00 |
| 2900 Other Intermediate Sources of Revenue | \$0.00 | \$0.00 |
| TOTAL INTERMEDIATE SOURCES OF REVENUE | \$0.00 | \$0.00 |
| 3000 STATE SOURCES OF REVENUE: | | |
| 3100 STATE DEDICATED SOURCES OF REVENUE | | |
| 3110 Gross Production Tax | \$0.00 | \$0.00 |
| 3120 Motor Vehicle Collections | \$0.00 | \$0.00 |
| 3130 Rural Electric Cooperative Tax | \$0.00 | \$0.00 |
| 3140 State School Land Earnings | \$0.00 | \$0.00 |
| 3150 Vehicle Tax Stamps | \$0.00 | \$0.00 |
| 3160 Farm Implement Tax Stamps | \$0.00 | \$0.00 |
| 3170 Trailers and Mobile Homes | \$0.00 | \$0.00 |
| 3190 Other Dedicated Revenue | \$0.00 | \$0.00 |
| TOTAL STATE DEDICATED SOURCES OF REVENUE | \$0.00 | \$0.00 |
| 3200 STATE AID - NONCATEGORICAL | | |
| 3210 Foundation and Salary Incentive Aid | \$0.00 | \$0.00 |
| 3220 Mid-Term Adjustment For Attendance | \$0.00 | \$0.00 |
| 3230 Teacher Consultant Stipend | \$0.00 | \$0.00 |
| 3240 Disaster Assistance | \$0.00 | \$0.00 |
| 3250 Flexible Benefit Allowance | \$0.00 | \$0.00 |
| TOTAL STATE AID - NONCATEGORICAL | \$0.00 | \$0.00 |
| 3300 State Aid - Competitive Grants - Categorical | \$0.00 | \$0.00 |
| 3400 State - Categorical | \$0.00 | \$19,364.37 |
| 3500 Special Programs | \$0.00 | \$0.00 |
| 3600 Other State Sources of Revenue | \$0.00 | \$0.00 |
| 3700 Child Nutrition Program | \$0.00 | \$0.00 |
| 3800 State Vocational Programs - Multi-Source | \$0.00 | \$0.00 |
| TOTAL STATE SOURCES OF REVENUE | \$0.00 | \$19,364.37 |
| 4000 FEDERAL SOURCES OF REVENUE: | | |
| 4100 Grants-In-Aid Direct From The Federal Government | \$0.00 | \$0.00 |
| 4200 Disadvantaged Students | \$0.00 | \$0.00 |
| 4300 Individuals With Disabilities | \$0.00 | \$0.00 |
| 4400 No Child Left Behind | \$0.00 | \$0.00 |
| 4500 Grants-In-Aid Passed Through Other State/Intermediate Sources | \$0.00 | \$0.00 |
| 4600 Other Federal Sources Passed Through State Dept Of Education | \$0.00 | \$0.00 |
| 4700 Child Nutrition Programs | \$0.00 | \$0.00 |
| 4800 Federal Vocational Education | \$0.00 | \$0.00 |
| TOTAL FEDERAL SOURCES OF REVENUE | \$0.00 | \$0.00 |
| 5000 NON-REVENUE RECEIPTS: | | |
| TOTAL NON-REVENUE RECEIPTS | \$0.00 | \$0.00 |
| 6000 BALANCE SHEET ACCOUNTS | | |
| 6100 CASH ACCOUNTS | | |
| 6110 Cash Forward | \$83,967.62 | \$83,967.62 |
| 6130 Prior-Year Lapsed Appropriations (Schedule 6) | \$0.00 | \$0.00 |
| 6140 Estopped Warrants by Statute | \$0.00 | \$389.25 |
| TOTAL CASH ACCOUNTS | \$83,967.62 | \$84,356.87 |
| 6200 Interfund Transfers | \$0.00 | \$0.00 |
| TOTAL BALANCE SHEET ACCOUNTS | \$83,967.62 | \$84,356.87 |
| GRAND TOTAL | \$181,512.84 | \$207,985.62 |

BUILDING FUND ACCOUNTS COVERING THE PERIOD JULY 1, 2021 TO JUNE 30, 2022
ESTIMATE OF NEEDS FOR 2022-2023

EXHIBIT 'C'

| Schedule 6: Revenue, Non-Revenue Receipts & Cash Balances (Continued) | | | | |
|---|-------------------------------|----------------------------------|------------------------------------|-----------------------------|
| SOURCE | 2021-22 Account OVER/UNDER | BASIS AND LIMIT OF ENSUING | ESTIMATED BY GOVERNING BOARD | APPROVED BY EXCISE BOARD |
| 1000 DISTRICT SOURCES OF REVENUE: | | | | |
| 1100 TAXES LEVIED/ASSESSED | | | | |
| 1110 Ad Valorem Tax Levy (Current Year) | \$2,233.16 | 104.56% | \$104,331.20 | \$104,331.20 |
| 1120 Ad Valorem Tax Levy (Prior Years) | \$4,422.51 | 0.00% | \$0.00 | \$0.00 |
| 1130 Revenue In Lieu Of Taxes | \$61.16 | 0.00% | \$0.00 | \$0.00 |
| 1140 Revenue From Local Governmental Units Other Than Leas | \$0.00 | 0.00% | \$0.00 | \$0.00 |
| 1190 Other Taxes | \$0.00 | 0.00% | \$0.00 | \$0.00 |
| TOTAL TAXES LEVIED/ASSESSED | \$6,716.83 | | \$104,331.20 | \$104,331.20 |
| 1200 Tuition & Fees | \$0.00 | 0.00% | \$0.00 | \$0.00 |
| 1300 Earnings on Investments and Bond Sales | \$2.33 | 0.00% | \$0.00 | \$0.00 |
| 1400 Rental, Disposals and Commissions | \$0.00 | 0.00% | \$0.00 | \$0.00 |
| 1500 Reimbursements | \$0.00 | 0.00% | \$0.00 | \$0.00 |
| 1600 Other Local Sources of Revenue | \$0.00 | 0.00% | \$0.00 | \$0.00 |
| 1700 Child Nutrition Programs | \$0.00 | 0.00% | \$0.00 | \$0.00 |
| 1800 Athletics | \$0.00 | 0.00% | \$0.00 | \$0.00 |
| TOTAL DISTRICT SOURCES OF REVENUE | \$6,719.16 | | \$104,331.20 | \$104,331.20 |
| 2000 INTERMEDIATE SOURCES OF REVENUE | | | | |
| 2100 County 4 Mill Ad Valorem Tax | \$0.00 | 0.00% | \$0.00 | \$0.00 |
| 2200 County Apportionment (Mortgage Tax) | \$0.00 | 0.00% | \$0.00 | \$0.00 |
| 2300 Resale of Property Fund Distribution | \$0.00 | 0.00% | \$0.00 | \$0.00 |
| 2900 Other Intermediate Sources of Revenue | \$0.00 | 0.00% | \$0.00 | \$0.00 |
| TOTAL INTERMEDIATE SOURCES OF REVENUE | \$0.00 | | \$0.00 | \$0.00 |
| 3000 STATE SOURCES OF REVENUE: | | | | |
| 3100 STATE DEDICATED SOURCES OF REVENUE: | | | | |
| 3110 Gross Production Tax | \$0.00 | 0.00% | \$0.00 | \$0.00 |
| 3120 Motor Vehicle Collections | \$0.00 | 0.00% | \$0.00 | \$0.00 |
| 3130 Rural Electric Cooperative Tax | \$0.00 | 0.00% | \$0.00 | \$0.00 |
| 3140 State School Land Earnings | \$0.00 | 0.00% | \$0.00 | \$0.00 |
| 3150 Vehicle Tax Stamps | \$0.00 | 0.00% | \$0.00 | \$0.00 |
| 3160 Farm Implement Tax Stamps | \$0.00 | 0.00% | \$0.00 | \$0.00 |
| 3170 Trailers and Mobile Homes | \$0.00 | 0.00% | \$0.00 | \$0.00 |
| 3190 Other Dedicated Revenue | \$0.00 | 0.00% | \$0.00 | \$0.00 |
| TOTAL STATE DEDICATED SOURCES OF REVENUE | \$0.00 | | \$0.00 | \$0.00 |
| 3200 STATE AID - NONCATEGORICAL | | | | |
| 3210 Foundation and Salary Incentive Aid | \$0.00 | 0.00% | \$0.00 | \$0.00 |
| 3220 Mid-Term Adjustment For Attendance | \$0.00 | 0.00% | \$0.00 | \$0.00 |
| 3230 Teacher Consultant Stipend | \$0.00 | 0.00% | \$0.00 | \$0.00 |
| 3240 Disaster Assistance | \$0.00 | 0.00% | \$0.00 | \$0.00 |
| 3250 Flexible Benefit Allowance | \$0.00 | 0.00% | \$0.00 | \$0.00 |
| TOTAL STATE AID - NONCATEGORICAL | \$0.00 | | \$0.00 | \$0.00 |
| 3300 State Aid - Competitive Grants - Categorical | | | | |
| 3400 State - Categorical | \$19,364.37 | 0.00% | \$0.00 | \$0.00 |
| 3500 Special Programs | \$0.00 | 0.00% | \$0.00 | \$0.00 |
| 3600 Other State Sources of Revenue | \$0.00 | 0.00% | \$0.00 | \$0.00 |
| 3700 Child Nutrition Program | \$0.00 | 0.00% | \$0.00 | \$0.00 |
| 3800 State Vocational Programs - Multi-Source | \$0.00 | 0.00% | \$0.00 | \$0.00 |
| TOTAL STATE SOURCES OF REVENUE | \$19,364.37 | | \$0.00 | \$0.00 |
| 4000 FEDERAL SOURCES OF REVENUE: | | | | |
| 4100 Grants-In-Aid Direct From The Federal Government | \$0.00 | 0.00% | \$0.00 | \$0.00 |
| 4200 Disadvantaged Students | \$0.00 | 0.00% | \$0.00 | \$0.00 |
| 4300 Individuals With Disabilities | \$0.00 | 0.00% | \$0.00 | \$0.00 |
| 4400 No Child Left Behind | \$0.00 | 0.00% | \$0.00 | \$0.00 |
| 4500 Grants-In-Aid Passed Through Other State/Intermediate Sources | \$0.00 | 0.00% | \$0.00 | \$0.00 |
| 4600 Other Federal Sources Passed Through State Dept Of Education | \$0.00 | 0.00% | \$0.00 | \$0.00 |
| 4700 Child Nutrition Programs | \$0.00 | 0.00% | \$0.00 | \$0.00 |
| 4800 Federal Vocational Education | \$0.00 | 0.00% | \$0.00 | \$0.00 |
| TOTAL FEDERAL SOURCES OF REVENUE | \$0.00 | | \$0.00 | \$0.00 |
| 5000 NON-REVENUE RECEIPTS: | | | | |
| TOTAL NON-REVENUE RECEIPTS | \$0.00 | | \$0.00 | \$0.00 |
| 6000 BALANCE SHEET ACCOUNTS | | | | |
| 6100 CASH ACCOUNTS | | | | |
| 6110 Cash Forward | \$0.00 | 157.11% | \$131,922.92 | \$131,922.92 |
| 6130 Prior-Year Lapsed Appropriations (Schedule 6) | \$0.00 | 0.00% | \$0.00 | \$0.00 |
| 6140 Estopped Warrants by Statute | \$389.25 | 0.00% | \$0.00 | \$0.00 |
| TOTAL CASH ACCOUNTS | \$389.25 | | \$131,922.92 | \$131,922.92 |
| 6200 Interfund Transfers | \$0.00 | 0.00% | \$0.00 | \$0.00 |
| TOTAL BALANCE SHEET ACCOUNTS | \$389.25 | | \$131,922.92 | \$131,922.92 |
| GRAND TOTAL | \$26,472.78 | | \$236,254.12 | \$236,254.12 |

**BUILDING FUND ACCOUNTS COVERING THE PERIOD JULY 1, 2021 TO JUNE 30, 2022
ESTIMATE OF NEEDS FOR 2022-2023**

EXHIBIT 'C'

| Schedule 7: Report of Prior Year Warrants Issued From Reserves | | | |
|--|------------------------|--------------------------|-------------------|
| FISCAL YEAR ENDING JUNE 30, 2021 | | | |
| | RESERVES 06-30-2021 | WARRANTS ISSUED SINCE | BALANCE LAPSED |
| TOTAL PRIOR YEAR RESERVES | \$0.00 | \$0.00 | \$0.00 |

| Schedule 8: Report of Current Year Expenditures | | | |
|---|----------------------------------|-----------------------------|-------------------------|
| APPROPRIATED ACCOUNTS | FISCAL YEAR ENDING JUNE 30, 2022 | | |
| | APPROPRIATIONS | | |
| | ORIGINAL | SUPPLEMENTAL ADJUSTMENTS | FINAL APPROPRIATIONS |
| 1000 INSTRUCTION: | \$0.00 | \$0.00 | \$0.00 |
| 2000 SUPPORT SERVICES: | | | |
| 2100 Support Services - Students | \$0.00 | \$0.00 | \$0.00 |
| 2200 Support Services - Instructional Staff | \$0.00 | \$0.00 | \$0.00 |
| 2300 Support Services - General Administration | \$0.00 | \$0.00 | \$0.00 |
| 2400 Support Services - School Administration | \$0.00 | \$0.00 | \$0.00 |
| 2500 Support Services - Business | \$0.00 | \$0.00 | \$0.00 |
| 2600 Operations And Maintenance of Plant Services | \$181,512.84 | \$0.00 | \$181,512.84 |
| 2700 Student Transportation Services | \$0.00 | \$0.00 | \$0.00 |
| TOTAL SUPPORT SERVICES | \$181,512.84 | \$0.00 | \$181,512.84 |
| 3000 OPERATION OF NON-INSTRUCTION SERVICES: | | | |
| 3100 Child Nutrition Programs Operations | \$0.00 | \$0.00 | \$0.00 |
| 3200 Other Enterprise Service Operations | \$0.00 | \$0.00 | \$0.00 |
| 3300 Community Services Operations | \$0.00 | \$0.00 | \$0.00 |
| TOTAL OPERATION OF NON-INSTRUCTIONAL SERVICES | \$0.00 | \$0.00 | \$0.00 |
| 4000 FACILITIES ACQUISITION & CONSTRUCTION SERVICES: | | | |
| 4200 Land Acquisition Services | \$0.00 | \$0.00 | \$0.00 |
| 4300 Land Improvement Services | \$0.00 | \$0.00 | \$0.00 |
| 4400 Architecture and Engineering Services | \$0.00 | \$0.00 | \$0.00 |
| 4500 Educational Specifications Development Services | \$0.00 | \$0.00 | \$0.00 |
| 4600 Building Acquisition and Construction Services | \$0.00 | \$0.00 | \$0.00 |
| 4700 Building Improvement Services | \$0.00 | \$0.00 | \$0.00 |
| TOTAL FACILITIES ACQUISITION & CONST. SERVICES | \$0.00 | \$0.00 | \$0.00 |
| 5000 OTHER OUTLAYS: | | | |
| 5100 Debt Service | \$0.00 | \$0.00 | \$0.00 |
| 5200 Fund Transfer/Reimbursement (Child Nutrition Fund) | \$0.00 | \$0.00 | \$0.00 |
| 5300 Clearing Account | \$0.00 | \$0.00 | \$0.00 |
| 5400 Indirect Cost Entitlement | \$0.00 | \$0.00 | \$0.00 |
| 5500 Private Nonprofit Schools | \$0.00 | \$0.00 | \$0.00 |
| 5600 Correcting Entry | \$0.00 | \$0.00 | \$0.00 |
| 5800 Charter School Reimbursement | \$0.00 | \$0.00 | \$0.00 |
| 5900 Arbitrage | \$0.00 | \$0.00 | \$0.00 |
| TOTAL OTHER OUTLAYS | \$0.00 | \$0.00 | \$0.00 |
| 7000 OTHER USES / UNBUDGETED ITEMS: | \$0.00 | \$0.00 | \$0.00 |
| 8000 REPAYMENTS: | \$0.00 | \$0.00 | \$0.00 |
| TOTAL BUILDING FUND 2021-22 FISCAL YEAR | \$181,512.84 | \$0.00 | \$181,512.84 |

**BUILDING FUND ACCOUNTS COVERING THE PERIOD JULY 1, 2021 TO JUNE 30, 2022
ESTIMATE OF NEEDS FOR 2022-2023**

EXHIBIT 'C'

| Schedule 8: Report of Current Year Expenditures (Continued) | | | | |
|---|--------------------|---------------|--|---|
| FISCAL YEAR ENDING JUNE 30, 2022 | | | | |
| APPROPRIATED ACCOUNTS | WARRANTS ISSUED | RESERVES | LAPSED BALANCE KNOWN TO BE UNENCUMBERED | 2021-2022 EXPENDITURES FOR CURRENT EXPENSE PURPOSES |
| 1000 INSTRUCTION: | \$0.00 | \$0.00 | \$0.00 | \$0.00 |
| 2000 SUPPORT SERVICES: | | | | |
| 2100 Support Services - Students | \$0.00 | \$0.00 | \$0.00 | \$0.00 |
| 2200 Support Services - Instructional Staff | \$0.00 | \$0.00 | \$0.00 | \$0.00 |
| 2300 Support Services - General Administration | \$0.00 | \$0.00 | \$0.00 | \$0.00 |
| 2400 Support Services - School Administration | \$0.00 | \$0.00 | \$0.00 | \$0.00 |
| 2500 Support Services - Business | \$515.00 | \$0.00 | -\$515.00 | \$515.00 |
| 2600 Operations And Maintenance of Plant Services | \$31,815.90 | \$0.00 | \$149,696.94 | \$31,815.90 |
| 2700 Student Transportation Services | \$0.00 | \$0.00 | \$0.00 | \$0.00 |
| TOTAL SUPPORT SERVICES | \$32,330.90 | \$0.00 | \$149,181.94 | \$32,330.90 |
| 3000 OPERATION OF NON-INSTRUCTION SERVICES: | | | | |
| 3100 Child Nutrition Programs Operations | \$0.00 | \$0.00 | \$0.00 | \$0.00 |
| 3200 Other Enterprise Service Operations | \$0.00 | \$0.00 | \$0.00 | \$0.00 |
| 3300 Community Services Operations | \$0.00 | \$0.00 | \$0.00 | \$0.00 |
| TOTAL OPERATION OF NON-INSTRUCTIONAL SERVICES | \$0.00 | \$0.00 | \$0.00 | \$0.00 |
| 4000 FACILITIES ACQUISITION & CONSTRUCTION SERVICES: | | | | |
| 4200 Land Acquisition Services | \$0.00 | \$0.00 | \$0.00 | \$0.00 |
| 4300 Land Improvement Services | \$47.10 | \$0.00 | -\$47.10 | \$47.10 |
| 4400 Architecture and Engineering Services | \$0.00 | \$0.00 | \$0.00 | \$0.00 |
| 4500 Educational Specifications Development Services | \$0.00 | \$0.00 | \$0.00 | \$0.00 |
| 4600 Building Acquisition and Construction Services | \$0.00 | \$0.00 | \$0.00 | \$0.00 |
| 4700 Building Improvement Services | \$43,684.70 | \$0.00 | -\$43,684.70 | \$43,684.70 |
| TOTAL FACILITIES ACQUISITION & CONST. SERVICES | \$43,731.80 | \$0.00 | -\$43,731.80 | \$43,731.80 |
| 5000 OTHER OUTLAYS: | | | | |
| 5100 Debt Service | \$0.00 | \$0.00 | \$0.00 | \$0.00 |
| 5200 Fund Transfer/Reimbursement (Child Nutrition Fund) | \$0.00 | \$0.00 | \$0.00 | \$0.00 |
| 5300 Clearing Account | \$0.00 | \$0.00 | \$0.00 | \$0.00 |
| 5400 Indirect Cost Entitlement | \$0.00 | \$0.00 | \$0.00 | \$0.00 |
| 5500 Private Nonprofit Schools | \$0.00 | \$0.00 | \$0.00 | \$0.00 |
| 5600 Correcting Entry | \$0.00 | \$0.00 | \$0.00 | \$0.00 |
| 5800 Charter School Reimbursement | \$0.00 | \$0.00 | \$0.00 | \$0.00 |
| 5900 Arbitrage | \$0.00 | \$0.00 | \$0.00 | \$0.00 |
| TOTAL OTHER OUTLAYS | \$0.00 | \$0.00 | \$0.00 | \$0.00 |
| 7000 OTHER USES / UNBUDGETED ITEMS: | \$0.00 | \$0.00 | \$0.00 | \$0.00 |
| 8000 REPAYMENTS: | \$0.00 | \$0.00 | \$0.00 | \$0.00 |
| TOTAL BUILDING FUND 2021-22 FISCAL YEAR | \$76,062.70 | \$0.00 | \$105,450.14 | \$76,062.70 |

| ESTIMATE OF NEEDS FOR THE FISCAL YEAR 2022-23 | | Estimate of Needs by | Approved by |
|---|--|-------------------------|------------------------|
| PURPOSE: | | Governing Board | County Excise Board |
| Current Expense | | \$236,254.12 | \$236,254.12 |
| Pro rata share of County Assessor's Budget as determined by County Excise Board | | \$0.00 | \$0.00 |
| GRAND TOTAL - Home School | | \$236,254.12 | \$236,254.12 |

SINKING FUND ACCOUNTS COVERING THE PERIOD JULY 1, 2021 TO JUNE 30, 2022
ESTIMATE OF NEEDS FOR 2022-2023

EXHIBIT "E"

| Schedule I: Detail of Bond and Coupon Indebtedness as of June 30, 2022 - Not Affecting Homesteads (New) | | | | | | |
|---|--------------------|-------------------------|---------------|---------------|------------------------|-------------------------------|
| PURPOSE OF BOND ISSUE: | | | | | | Combined Purpose Bonds |
| Date Of Issue | | | | | | 2020 |
| Date Of Sale By Delivery | | | | | | 5/1/2020 |
| HOW AND WHEN BONDS MATURE: | | | | | | |
| Uniform Maturities: | | | | | | |
| Date Maturity Begins | | | | | | 5/1/2022 |
| Amount Of Each Uniform Maturity | | | | | | \$ 275,000.00 |
| Final Maturity Otherwise: | | | | | | |
| Date of Final Maturity | | | | | | 5/1/2025 |
| Amount of Final Maturity | | | | | | \$ 275,000.00 |
| AMOUNT OF ORIGINAL ISSUE | | | | | | \$ 1,100,000.00 |
| Cancelled, In Judgement Or Delayed For Final Levy Year | | | | | | \$ 0.00 |
| Basis of Accruals Contemplated on Net Collections or Better in Anticipation: | | | | | | |
| Bond Issues Accruing By Tax Levy | | | | | | \$ 1,100,000.00 |
| Years To Run | | | | | | 5 |
| Normal Annual Accrual | | | | | | \$ 220,000.00 |
| Tax Years Run | | | | | | 2 |
| Accrual Liability To Date | | | | | | \$ 440,000.00 |
| Deductions From Total Accruals: | | | | | | |
| Bonds Paid Prior To 6-30-2021 | | | | | | \$ 0.00 |
| Bonds Paid During 2021-2022 | | | | | | \$ 275,000.00 |
| Matured Bonds Unpaid | | | | | | \$ 0.00 |
| Balance Of Accrual Liability | | | | | | \$ 165,000.00 |
| TOTAL BONDS OUTSTANDING 6-30-2022: | | | | | | |
| Matured | | | | | | \$ 0.00 |
| Unmatured | | | | | | \$ 825,000.00 |
| Coupon Computation: | Coupon Date | Unmatured Amount | % Int. | Months | Interest Amount | |
| Bonds and Coupons | 5/1/2023 | \$ 275,000.00 | 2.500% | 10 Mo. | \$ 5,729.17 | |
| Bonds and Coupons | 5/1/2024 | \$ 275,000.00 | 2.500% | 12 Mo. | \$ 6,875.00 | |
| Bonds and Coupons | 5/1/2025 | \$ 275,000.00 | 2.500% | 12 Mo. | \$ 6,875.00 | |
| Bonds and Coupons | | | | Mo. | \$ 0.00 | |
| Bonds and Coupons | | | | Mo. | \$ 0.00 | |
| Bonds and Coupons | | | | Mo. | \$ 0.00 | |
| Bonds and Coupons | | | | Mo. | \$ 0.00 | |
| Bonds and Coupons | | | | Mo. | \$ 0.00 | |
| Bonds and Coupons | | | | Mo. | \$ 0.00 | |
| Bonds and Coupons | | | | Mo. | \$ 0.00 | |
| Bonds and Coupons | | | | Mo. | \$ 0.00 | |
| Requirement for Interest Earnings After Last Tax-Levy Year: | | | | | | |
| Terminal Interest To Accrue | | | | | | \$ 0.00 |
| Years To Run | | | | | | 0 |
| Accrue Each Year | | | | | | \$ 0.00 |
| Tax Years Run | | | | | | 0 |
| Total Accrual To Date | | | | | | \$ 0.00 |
| Current Interest Earned Through 2022-2023 | | | | | | \$ 19,479.17 |
| Total Interest To Levy For 2022-2023 | | | | | | \$ 19,479.17 |
| INTEREST COUPON ACCOUNT: | | | | | | |
| Interest Earned But Unpaid 6-30-2021: | | | | | | |
| Matured | | | | | | \$ 0.00 |
| Unmatured | | | | | | \$ 4,583.33 |
| Interest Earnings 2021-2022 | | | | | | \$ 26,354.17 |
| Coupons Paid Through 2021-2022 | | | | | | \$ 27,500.00 |
| Interest Earned But Unpaid 6-30-2022: | | | | | | |
| Matured | | | | | | \$ 0.00 |
| Unmatured | | | | | | \$ 3,437.50 |

SINKING FUND ACCOUNTS COVERING THE PERIOD JULY 1, 2021 TO JUNE 30, 2022
ESTIMATE OF NEEDS FOR 2022-2023

EXHIBIT "E"

| Schedule 1: Detail of Bond and Coupon Indebtedness as of June 30, 2022 - Not Affecting Homesteads (New) | | | | | | |
|---|--------------------|-------------------------|---------------|---------------|------------------------|----------------------------|
| PURPOSE OF BOND ISSUE: | | | | | | Building Bonds 2021 |
| Date Of Issue | | | | | | 6/1/2021 |
| Date Of Sale By Delivery | | | | | | 6/1/2021 |
| HOW AND WHEN BONDS MATURE: | | | | | | |
| Uniform Maturities: | | | | | | |
| Date Maturity Begins | | | | | | 6/1/2023 |
| Amount Of Each Uniform Maturity | | | | | | \$ 340,000.00 |
| Final Maturity Otherwise: | | | | | | |
| Date of Final Maturity | | | | | | 6/1/2023 |
| Amount of Final Maturity | | | | | | \$ 340,000.00 |
| AMOUNT OF ORIGINAL ISSUE | | | | | | \$ 340,000.00 |
| Cancelled, In Judgement Or Delayed For Final Levy Year | | | | | | \$ 0.00 |
| Basis of Accruals Contemplated on Net Collections or Better in Anticipation: | | | | | | |
| Bond Issues Accruing By Tax Levy | | | | | | \$ 340,000.00 |
| Years To Run | | | | | | 2 |
| Normal Annual Accrual | | | | | | \$ 170,000.00 |
| Tax Years Run | | | | | | 1 |
| Accrual Liability To Date | | | | | | \$ 170,000.00 |
| Deductions From Total Accruals: | | | | | | |
| Bonds Paid Prior To 6-30-2021 | | | | | | \$ 0.00 |
| Bonds Paid During 2021-2022 | | | | | | \$ 0.00 |
| Matured Bonds Unpaid | | | | | | \$ 0.00 |
| Balance Of Accrual Liability | | | | | | \$ 170,000.00 |
| TOTAL BONDS OUTSTANDING 6-30-2022: | | | | | | |
| Matured | | | | | | \$ 0.00 |
| Unmatured | | | | | | \$ 340,000.00 |
| Coupon Computation: | Coupon Date | Unmatured Amount | % Int. | Months | Interest Amount | |
| Bonds and Coupons | 6/1/2023 | \$ 340,000.00 | 0.500% | 11 Mo. | \$ 1,558.33 | |
| Bonds and Coupons | | | | Mo. | \$ 0.00 | |
| Bonds and Coupons | | | | Mo. | \$ 0.00 | |
| Bonds and Coupons | | | | Mo. | \$ 0.00 | |
| Bonds and Coupons | | | | Mo. | \$ 0.00 | |
| Bonds and Coupons | | | | Mo. | \$ 0.00 | |
| Bonds and Coupons | | | | Mo. | \$ 0.00 | |
| Bonds and Coupons | | | | Mo. | \$ 0.00 | |
| Bonds and Coupons | | | | Mo. | \$ 0.00 | |
| Bonds and Coupons | | | | Mo. | \$ 0.00 | |
| Requirement for Interest Earnings After Last Tax-Levy Year: | | | | | | |
| Terminal Interest To Accrue | | | | | | \$ 0.00 |
| Years To Run | | | | | | 0 |
| Accrue Each Year | | | | | | \$ 0.00 |
| Tax Years Run | | | | | | 0 |
| Total Accrual To Date | | | | | | \$ 0.00 |
| Current Interest Earned Through 2022-2023 | | | | | | \$ 1,558.33 |
| Total Interest To Levy For 2022-2023 | | | | | | \$ 1,558.33 |
| INTEREST COUPON ACCOUNT: | | | | | | |
| Interest Earned But Unpaid 6-30-2021: | | | | | | |
| Matured | | | | | | \$ 0.00 |
| Unmatured | | | | | | \$ 0.00 |
| Interest Earnings 2021-2022 | | | | | | \$ 1,841.67 |
| Coupons Paid Through 2021-2022 | | | | | | \$ 1,700.00 |
| Interest Earned But Unpaid 6-30-2022: | | | | | | |
| Matured | | | | | | \$ 0.00 |
| Unmatured | | | | | | \$ 141.67 |

SINKING FUND ACCOUNTS COVERING THE PERIOD JULY 1, 2021 TO JUNE 30, 2022
ESTIMATE OF NEEDS FOR 2022-2023

EXHIBIT "E"

| Schedule 1: Detail of Bond and Coupon Indebtedness as of June 30, 2022 - Not Affecting Homesteads (New) | |
|---|-----------------|
| PURPOSE OF BOND ISSUE: | Total All Bonds |
| HOW AND WHEN BONDS MATURE: | |
| Uniform Maturities: | |
| Amount Of Each Uniform Maturity | \$ 615,000.00 |
| Final Maturity Otherwise: | |
| Amount of Final Maturity | \$ 615,000.00 |
| AMOUNT OF ORIGINAL ISSUE | \$ 1,440,000.00 |
| Cancelled, In Judgement Or Delayed For Final Levy Year | \$ 0.00 |
| Basis of Accruals Contemplated on Net Collections or Better in Anticipation: | |
| Bond Issues Accruing By Tax Levy | \$ 1,440,000.00 |
| Normal Annual Accrual | \$ 390,000.00 |
| Accrual Liability To Date | \$ 610,000.00 |
| Deductions From Total Accruals: | |
| Bonds Paid Prior To 6-30-2021 | \$ 0.00 |
| Bonds Paid During 2021-2022 | \$ 275,000.00 |
| Matured Bonds Unpaid | \$ 0.00 |
| Balance Of Accrual Liability | \$ 335,000.00 |
| TOTAL BONDS OUTSTANDING 6-30-2022: | |
| Matured | \$ 0.00 |
| Unmatured | \$ 1,165,000.00 |
| Requirement for Interest Earnings After Last Tax-Levy Year: | |
| Terminal Interest To Accrue | \$ 0.00 |
| Accrue Each Year | \$ 0.00 |
| Total Accrual To Date | \$ 0.00 |
| Current Interest Earned Through 2022-2023 | \$ 21,037.50 |
| Total Interest To Levy For 2022-2023 | \$ 21,037.50 |
| INTEREST COUPON ACCOUNT: | |
| Interest Earned But Unpaid 6-30-2021: | |
| Matured | \$ 0.00 |
| Unmatured | \$ 4,583.33 |
| Interest Earnings 2021-2022 | \$ 28,195.83 |
| Coupons Paid Through 2021-2022 | \$ 29,200.00 |
| Interest Earned But Unpaid 6-30-2022: | |
| Matured | \$ 0.00 |
| Unmatured | \$ 3,579.17 |

**SINKING FUND ACCOUNTS COVERING THE PERIOD JULY 1, 2021 TO JUNE 30, 2022
ESTIMATE OF NEEDS FOR 2022-2023**

EXHIBIT "E"

| Schedule 2: Detail of Judgment Indebtedness as of June 30, 2022 - Not Affecting Homesteads (New) | | | | | | |
|--|---------|---------|---------|---------|---------|---------------------------|
| Judgments For Indebtedness Originally Incurred After January 8, 1937. (New) | | | | | | |
| IN FAVOR OF | | | | | | TOTAL ALL JUDGMENTS |
| BY WHOM OWNED | | | | | | |
| PURPOSE OF JUDGMENT | | | | | | |
| Case Number | | | | | | |
| NAME OF COURT | | | | | | |
| Date of Judgment | | | | | | |
| Principal Amount of Judgment | \$ 0.00 | \$ 0.00 | \$ 0.00 | \$ 0.00 | \$ 0.00 | 0.00 |
| Interest Rate Assigned by Court | 0.00% | 0.00% | 0.00% | 0.00% | 0.00% | |
| Tax Levies Made | 0 | 0 | 0 | 0 | 0 | |
| Principal Amount Provided for to June 30, 2021 | \$ 0.00 | \$ 0.00 | \$ 0.00 | \$ 0.00 | \$ 0.00 | 0.00 |
| Principal Amount Provided for in 2021-2022 | \$ 0.00 | \$ 0.00 | \$ 0.00 | \$ 0.00 | \$ 0.00 | 0.00 |
| PRINCIPAL AMOUNT NOT PROVIDED FOR | \$ 0.00 | \$ 0.00 | \$ 0.00 | \$ 0.00 | \$ 0.00 | 0.00 |
| AMOUNT TO PROVIDE BY TAX LEVY FISCAL YEAR 2022-2023 | | | | | | |
| Principal 1/3 | \$ 0.00 | \$ 0.00 | \$ 0.00 | \$ 0.00 | \$ 0.00 | 0.00 |
| Interest | \$ 0.00 | \$ 0.00 | \$ 0.00 | \$ 0.00 | \$ 0.00 | 0.00 |
| FOR ALL JUDGMENTS REPORTED | | | | | | |
| LEVIED FOR BUT UNPAID JUDGMENT OBLIGATIONS | | | | | | |
| OUTSTANDING JUNE 30, 2021 | | | | | | |
| Principal | \$ 0.00 | \$ 0.00 | \$ 0.00 | \$ 0.00 | \$ 0.00 | 0.00 |
| Interest | \$ 0.00 | \$ 0.00 | \$ 0.00 | \$ 0.00 | \$ 0.00 | 0.00 |
| JUDGMENT OBLIGATIONS SINCE LEVIED FOR: | | | | | | |
| Principal | \$ 0.00 | \$ 0.00 | \$ 0.00 | \$ 0.00 | \$ 0.00 | 0.00 |
| Interest | \$ 0.00 | \$ 0.00 | \$ 0.00 | \$ 0.00 | \$ 0.00 | 0.00 |
| JUDGMENT OBLIGATIONS SINCE PAID: | | | | | | |
| Principal | \$ 0.00 | \$ 0.00 | \$ 0.00 | \$ 0.00 | \$ 0.00 | 0.00 |
| Interest | \$ 0.00 | \$ 0.00 | \$ 0.00 | \$ 0.00 | \$ 0.00 | 0.00 |
| LEVIED BUT UNPAID JUDGMENT OBLIGATIONS | | | | | | |
| OUTSTANDING JUNE 30, 2022 | | | | | | |
| Principal | \$ 0.00 | \$ 0.00 | \$ 0.00 | \$ 0.00 | \$ 0.00 | 0.00 |
| Interest | \$ 0.00 | \$ 0.00 | \$ 0.00 | \$ 0.00 | \$ 0.00 | 0.00 |
| Total | \$ 0.00 | \$ 0.00 | \$ 0.00 | \$ 0.00 | \$ 0.00 | 0.00 |

| Schedule 3: Prepaid Judgments as of June 30, 2022 | | | | | | |
|---|---------|---------|---------|---------|---------|-----------------------------------|
| Prepaid Judgments On Indebtedness Originating After January 8, 1937 | | | | | | |
| NAME OF JUDGMENT | | | | | | TOTAL ALL PREPAID JUDGMENTS |
| CASE NUMBER | | | | | | |
| NAME OF COURT | | | | | | |
| Principal Amount of Judgment | \$ 0.00 | \$ 0.00 | \$ 0.00 | \$ 0.00 | \$ 0.00 | 0.00 |
| Tax Levies Made | 0 | 0 | 0 | 0 | 0 | |
| Unreimbursed Balance At June 30, 2021 | \$ 0.00 | \$ 0.00 | \$ 0.00 | \$ 0.00 | \$ 0.00 | 0.00 |
| Reimbursement By 2021-2022 Tax Levy | \$ 0.00 | \$ 0.00 | \$ 0.00 | \$ 0.00 | \$ 0.00 | 0.00 |
| Annual Accrual On Prepaid Judgments | \$ 0.00 | \$ 0.00 | \$ 0.00 | \$ 0.00 | \$ 0.00 | 0.00 |
| Stricken By Court Order | \$ 0.00 | \$ 0.00 | \$ 0.00 | \$ 0.00 | \$ 0.00 | 0.00 |
| Asset Balance | \$ 0.00 | \$ 0.00 | \$ 0.00 | \$ 0.00 | \$ 0.00 | 0.00 |

SINKING FUND ACCOUNTS COVERING THE PERIOD JULY 1, 2021 TO JUNE 30, 2022
ESTIMATE OF NEEDS FOR 2022-2023

EXHIBIT "E"

| Schedule 4: Sinking Fund Cash Statement | | |
|--|---------------|---------------|
| Revenue Receipts and Disbursements (Fund 41) | SINKING FUND | |
| | Detail | Extension |
| Cash on Hand June 30, 2021 | | \$ 230,695.08 |
| Investments Since Liquidated | \$ 0.00 | |
| COLLECTED AND APPORTIONED: | | |
| Contributions From Other Districts | \$ 0.00 | |
| 2020 and Prior Ad Valorem Tax | \$ 17,465.46 | |
| 2021 Ad Valorem Tax | \$ 402,395.41 | |
| Miscellaneous Receipts | \$ 9.10 | |
| TOTAL RECEIPTS | | \$ 419,869.97 |
| TOTAL RECEIPTS AND BALANCE | | \$ 650,565.05 |
| DISBURSEMENTS: | | |
| Coupons Paid | \$ 29,200.00 | |
| Interest Paid on Past-Due Coupons | \$ 0.00 | |
| Bonds Paid | \$ 275,000.00 | |
| Interest Paid on Past-Due Bonds | \$ 0.00 | |
| Commission Paid to Fiscal Agency | \$ 0.00 | |
| Judgments Paid | \$ 0.00 | |
| Interest Paid on Such Judgments | \$ 0.00 | |
| Investments Purchased | \$ 0.00 | |
| Judgments Paid Under 62 O.S. 1981, Sect 435 | \$ 0.00 | |
| TOTAL DISBURSEMENTS | | \$ 304,200.00 |
| CASH BALANCE ON HAND JUNE 30, 2022 | | \$346,365.05 |

| Schedule 5: Sinking Fund Balance Sheet | | |
|--|---------------|---------------|
| | SINKING FUND | |
| | Detail | Extension |
| Cash Balance on Hand June 30, 2022 | | \$ 346,365.05 |
| Legal Investments Properly Maturing | \$ 0.00 | |
| Judgments Paid to Recover by Tax Levy | \$ 0.00 | |
| TOTAL LIQUID ASSETS | | \$ 346,365.05 |
| DEDUCT MATURED INDEBTEDNESS: | | |
| a. Past-Due Coupons | \$ 0.00 | |
| b. Interest Accrued Thereon | \$ 0.00 | |
| c. Past-Due Bonds | \$ 0.00 | |
| d. Interest Thereon After Last Coupon | \$ 0.00 | |
| e. Fiscal Agent Commission On Above | \$ 0.00 | |
| f. Judgements and Interest Levied for But Unpaid | \$ 0.00 | |
| TOTAL Items a. Through f. (To Extension Column) | | \$ 0.00 |
| BALANCE OF ASSETS SUBJECT TO ACCRUALS | | \$ 346,365.05 |
| DEDUCT ACCRUAL RESERVES IF ASSETS SUFFICIENT: | | |
| g. Earned Unmatured Interest | \$ 3,579.17 | |
| h. Accrual on Final Coupons | \$ 0.00 | |
| i. Accrued on Unmatured Bonds | \$ 335,000.00 | |
| TOTAL Items g. Through i. (To Extension Column) | | \$ 338,579.17 |
| EXCESS OF ASSETS OVER ACCRUAL RESERVES | | \$ 7,785.88 |

| Schedule 6: Estimate of Sinking Fund Needs | | |
|--|--------------------------------|-----------------------------|
| | SINKING FUND | |
| | Computed By Governing Board | Provided By Excise Board |
| Interest Earnings on Bonds | \$ 21,037.50 | \$ 21,037.50 |
| Accrual on Unmatured Bonds | \$ 390,000.00 | \$ 390,000.00 |
| Annual Accrual on "Prepaid" Judgments | \$ 0.00 | \$ 0.00 |
| Annual Accrual on Unpaid Judgments | \$ 0.00 | \$ 0.00 |
| Interest on Unpaid Judgments | \$ 0.00 | \$ 0.00 |
| Participating Contributions (Annexations): | | |
| For Credit to School Dist. No. | \$ 0.00 | \$ 0.00 |
| For Credit to School Dist. No. | \$ 0.00 | \$ 0.00 |
| For Credit to School Dist. No. | \$ 0.00 | \$ 0.00 |
| For Credit to School Dist. No. | \$ 0.00 | \$ 0.00 |
| Annual Accrual From Exhibit KK | \$ 0.00 | \$ 0.00 |
| TOTAL SINKING FUND PROVISION | \$ 411,037.50 | \$ 411,037.50 |

SINKING FUND ACCOUNTS COVERING THE PERIOD JULY 1, 2021 TO JUNE 30, 2022
ESTIMATE OF NEEDS FOR 2022-2023

EXHIBIT "E"

| Schedule 7: Ad Valorem Tax Account - Sinking Funds | | | |
|--|------|-----------|---------------|
| ACCOUNTS COVERING THE PERIOD JULY 1, 2021 TO JUNE 30, 2022 | | | |
| Gross Value | \$ | Net Value | \$ |
| | 0.00 | | 21.167 Mills |
| | | | 20,441,345.00 |
| Total Proceeds of Levy as Certified | | | \$ 432,688.29 |
| Additions: | | | \$ 0.00 |
| Deductions: | | | \$ 0.00 |
| Gross Balance Tax | | | \$ 432,688.29 |
| Less Reserve for Delinquent Tax | | | \$ 20,604.20 |
| Reserve for Protests Pending | | | \$ 0.00 |
| Balance Available Tax | | | \$ 412,084.09 |
| Deduct 2021 Tax Apportioned | | | \$ 402,395.41 |
| Net Balance 2021 Tax in Process of Collection | | | \$ 9,688.68 |
| Excess Collections | | | \$ 0.00 |

| Schedule 8: Sinking Fund Contributions From Other Districts Due To Boundary Changes | | | |
|---|--|-------------------|--|
| SCHOOL DISTRICT CONTRIBUTIONS | | SINKING FUND | |
| | | Actually Received | Provided For in Budget of Contributing School District |
| From School District No. | | \$ 0.00 | \$ 0.00 |
| From School District No. | | \$ 0.00 | \$ 0.00 |
| From School District No. | | \$ 0.00 | \$ 0.00 |
| From School District No. | | \$ 0.00 | \$ 0.00 |
| From School District No. | | \$ 0.00 | \$ 0.00 |
| From School District No. | | \$ 0.00 | \$ 0.00 |
| From School District No. | | \$ 0.00 | \$ 0.00 |
| From School District No. | | \$ 0.00 | \$ 0.00 |
| From School District No. | | \$ 0.00 | \$ 0.00 |
| TOTALS | | \$ 0.00 | \$ 0.00 |

SINKING FUND ACCOUNTS COVERING THE PERIOD JULY 1, 2021 TO JUNE 30, 2022
ESTIMATE OF NEEDS FOR 2022-2023

EXHIBIT "E"

| Schedule 10: Miscellaneous Revenue | | 2021-22 ACCOUNT |
|---|----|-----------------|
| Source | | Amount |
| 1000 DISTRICT SOURCES OF REVENUE: | | |
| 1200 Tuition & Fees | \$ | 0.00 |
| 1300 EARNINGS ON INVESTMENTS AND BOND SALES | | |
| 1310 Interest Earnings | \$ | 0.00 |
| 1320 Dividends on Insurance Policies | \$ | 0.00 |
| 1330 Premium on Bonds Sold | \$ | 0.00 |
| 1340 Accrued Interest on Bond Sales | \$ | 0.00 |
| 1350 Interest on Taxes | \$ | 9.10 |
| 1360 Earnings From Oklahoma Commission on School Funds Management | \$ | 0.00 |
| 1370 Proceeds From Sale of Original Bonds | \$ | 0.00 |
| 1390 Other Earnings on Investments | \$ | 0.00 |
| TOTAL EARNINGS ON INVESTMENTS AND BOND SALES | \$ | 9.10 |
| 1400 RENTAL, DISPOSALS AND COMMISSIONS | | |
| 1410 Rental of School Facilities | \$ | 0.00 |
| 1420 Rental of Property Other Than School Facilities | \$ | 0.00 |
| 1430 Sales of Building and/or Real Estate | \$ | 0.00 |
| 1440 Sales of Equipment, Services and Materials | \$ | 0.00 |
| 1450 Bookstore Revenue | \$ | 0.00 |
| 1460 Commissions | \$ | 0.00 |
| 1470 Shop Revenue | \$ | 0.00 |
| 1490 Other Rental, Disposals and Commissions | \$ | 0.00 |
| TOTAL RENTAL, DISPOSALS AND COMMISSIONS | \$ | 0.00 |
| 1500 Reimbursements | \$ | 0.00 |
| 1600 Other Local Sources of Revenue | \$ | 0.00 |
| 1700 Child Nutrition Programs | \$ | 0.00 |
| 1800 Athletics | \$ | 0.00 |
| TOTAL DISTRICT SOURCES OF REVENUE | \$ | 9.10 |
| 2000 INTERMEDIATE SOURCES OF REVENUE: | | |
| 2100 County 4 Mill Ad Valorem Tax | \$ | 0.00 |
| 2200 County Apportionment (Mortgage Tax) | \$ | 0.00 |
| 2300 Resale of Property Fund Distribution | \$ | 0.00 |
| 2900 Other Intermediate Sources of Revenue | \$ | 0.00 |
| TOTAL INTERMEDIATE SOURCES OF REVENUE | \$ | 0.00 |
| 3000 STATE SOURCES OF REVENUE: | | |
| 3100 Total Dedicated Revenue | \$ | 0.00 |
| 3200 Total State Aid - General Operations - Non-Categorical | \$ | 0.00 |
| 3300 State Aid - Competitive Grants - Categorical | \$ | 0.00 |
| 3400 State - Categorical | \$ | 0.00 |
| 3500 Special Programs | \$ | 0.00 |
| 3600 Other State Sources of Revenue | \$ | 0.00 |
| 3700 Child Nutrition Program | \$ | 0.00 |
| 3800 State Vocational Programs - Multi-Source | \$ | 0.00 |
| TOTAL STATE SOURCES OF REVENUE | \$ | 0.00 |
| 4000 FEDERAL SOURCES OF REVENUE: | | |
| TOTAL FEDERAL SOURCES OF REVENUE | \$ | 0.00 |
| 5000 NON-REVENUE RECEIPTS: | | |
| TOTAL NON-REVENUE RECEIPTS | \$ | 0.00 |
| GRAND TOTAL | \$ | 9.10 |

TOTAL CAPITAL PROJECT FUND ACCOUNTS COVERING THE PERIOD JULY 1, 2021 TO JUNE 30, 2022
ESTIMATE OF NEEDS FOR 2022-2023

EXHIBIT "G"

| Schedule 1: Current Balance Sheet - June 30, 2022 | | TOTAL OF ALL FUNDS |
|--|--|---------------------|
| ASSETS: | | Amount |
| Cash Balances | | \$309,780.50 |
| Investments | | \$0.00 |
| TOTAL ASSETS | | \$309,780.50 |
| LIABILITIES AND RESERVES: | | |
| Warrants Outstanding | | \$0.00 |
| Reserve for Interest on Warrants | | \$0.00 |
| Reserves From Schedule 8 | | \$0.00 |
| TOTAL LIABILITIES AND RESERVES | | \$0.00 |
| CASH FUND BALANCE JUNE 30, 2022 | | \$309,780.50 |
| TOTAL LIABILITIES, RESERVES AND CASH FUND BALANCE | | \$309,780.50 |

| Schedule 3: Capital Projects Fund Total Of All Funds Cash Accounts of Current and all Prior Years | | |
|---|---------------------|---------------------|
| CURRENT AND ALL PRIOR YEARS | 2021-22 | 2021 & Prior Years |
| Cash Balance Reported to Excise Board 6-30-21 | \$0.00 | \$499,146.15 |
| REVENUES, NON-REVENUE RECEIPTS & CASH BALANCES | | |
| 1000 DISTRICT SOURCES OF REVENUE (Source 1000 to 1999) | \$0.00 | |
| 2000 INTERMEDIATE SOURCES OF REVENUE (Source 2000 to 2999) | \$0.00 | |
| 3000 STATE SOURCES OF REVENUE (Source 3000 to 3999) | \$0.00 | |
| 4000 FEDERAL SOURCES OF REVENUE (Source 4000 to 4999) | \$0.00 | |
| 5000 NON-REVENUE RECEIPTS (Source 5000 to 5999) | \$0.00 | |
| 6000 BALANCE SHEET ACCOUNTS | | |
| 6100 CASH ACCOUNTS | | |
| 6110 Cash Balances Transferred | \$498,414.11 | |
| 6130 Prior Year Lapsed Appropriations | \$0.00 | |
| 6140 Estopped Warrants | \$0.00 | |
| TOTAL CASH ACCOUNTS | \$498,414.11 | |
| 6200 Interfund Transfers | \$0.00 | |
| TOTAL BALANCE SHEET ACCOUNTS | \$498,414.11 | |
| TOTAL REVENUES, NON-REV RECEIPTS & CASH BALANCES | \$498,414.11 | \$923,453.23 |
| Warrants Paid of Year in Caption | \$188,633.61 | \$922,721.19 |
| TOTAL DISBURSEMENTS | \$188,633.61 | \$922,721.19 |
| CASH & INVESTMENTS BALANCE JUNE 30, 2022 | \$309,780.50 | \$732.04 |
| Reserve for Warrants Outstanding | \$0.00 | \$732.04 |
| Reserve for Interest on Warrants | \$0.00 | \$0.00 |
| Reserves From Schedule 8 | \$0.00 | \$0.00 |
| TOTAL LIABILITIES AND RESERVE | \$0.00 | \$732.04 |
| DEFICIT | \$0.00 | \$0.00 |
| CASH FUND BAL FORWARD TO SUCCEEDING YEAR | \$309,780.50 | \$0.00 |

| Schedule 7: Report of Prior Year Warrants Issued From Reserves | | FISCAL YEAR ENDING JUNE 30, 2021 | |
|--|---------------------|----------------------------------|----------------------------------|
| | RESERVES 6/30/21 | WARRANTS SINCE ISSUED | BALANCE LAPSED APPROPRIATIONS |
| TOTAL PRIOR YEAR RESERVES | \$0.00 | \$0.00 | \$0.00 |

| Schedule 8: Report of Current Year Expenditures | | FISCAL YEAR ENDING JUNE 30, 2022 | |
|---|---------------------|----------------------------------|-----------------------|
| | WARRANTS ISSUED | RESERVES | TOTAL EXPENDITURES |
| 1000 Instruction | \$0.00 | \$0.00 | \$0.00 |
| 2000 Support Services | \$165,070.69 | \$0.00 | \$165,070.69 |
| 3000 Operation Of Non-Instruction Services | \$0.00 | \$0.00 | \$0.00 |
| 4000 Facilities Acquisition & Construction Services | \$23,562.92 | \$0.00 | \$23,562.92 |
| 5000 Other Outlays | \$0.00 | \$0.00 | \$0.00 |
| 7000 Other Uses | \$0.00 | \$0.00 | \$0.00 |
| 8000 Repayments | \$0.00 | \$0.00 | \$0.00 |
| TOTAL EXPENDITURES 2021-22 FISCAL YEAR | \$188,633.61 | \$0.00 | \$188,633.61 |

**CAPITAL PROJECT FUNDS BY ACCOUNTS COVERING THE PERIOD JULY 1, 2021 TO JUNE 30, 2022
ESTIMATE OF NEEDS FOR 2022-2023**

EXHIBIT "G"

| Schedule 1: Current Balance Sheet - June 30, 2022 | Bond Fund | Fund 32 |
|--|-----------|--------------------|
| ASSETS: | | Amount |
| Cash Balances | | \$30,000.17 |
| Investments | | \$0.00 |
| TOTAL ASSETS | | \$30,000.17 |
| LIABILITIES AND RESERVES: | | |
| Warrants Outstanding | | \$0.00 |
| Reserve for Interest on Warrants | | \$0.00 |
| Reserves From Schedule 8 | | \$0.00 |
| TOTAL LIABILITIES AND RESERVES | | \$0.00 |
| CASH FUND BALANCE JUNE 30, 2022 | | \$30,000.17 |
| TOTAL LIABILITIES, RESERVES AND CASH FUND BALANCE | | \$30,000.17 |

| Schedule 3: Capital Projects Fund 32 Cash Accounts of Current and all Prior Years | | |
|---|---------------------|-------------------------------|
| CURRENT AND ALL PRIOR YEARS | 2021-22 | 2021 & Prior Years |
| Cash Balance Reported to Excise Board 6-30 of Year in Caption | \$0.00 | \$155,146.15 |
| REVENUES, NON-REVENUE RECEIPTS & CASH BALANCES | | |
| 1000 DISTRICT SOURCES OF REVENUE (Source 1000 to 1999) | \$0.00 | \$0.00 |
| 2000 INTERMEDIATE SOURCES OF REVENUE (Source 2000 to 2999) | \$0.00 | \$0.00 |
| 3000 STATE SOURCES OF REVENUE (Source 3000 to 3999) | \$0.00 | \$0.00 |
| 4000 FEDERAL SOURCES OF REVENUE (Source 4000 to 4999) | \$0.00 | \$0.00 |
| 5000 NON-REVENUE RECEIPTS (Source 5000 to 5999) | \$0.00 | \$0.00 |
| 6000 BALANCE SHEET ACCOUNTS | | |
| 6100 CASH ACCOUNTS | | |
| 6110 Cash Balances Transferred | \$154,414.11 | \$452,307.08 |
| 6130 Prior Year Lapsed Appropriations | \$0.00 | |
| 6140 Estopped Warrants | \$0.00 | |
| TOTAL CASH ACCOUNTS | \$154,414.11 | \$452,307.08 |
| 6200 Interfund Transfers | \$0.00 | |
| TOTAL BALANCE SHEET ACCOUNTS | \$154,414.11 | \$452,307.08 |
| TOTAL REVENUES, NON-REV RECEIPTS & CASH BALANCES | \$154,414.11 | \$607,453.23 |
| Warrants Paid of Year in Caption | \$124,413.94 | \$606,721.19 |
| TOTAL DISBURSEMENTS | \$124,413.94 | \$606,721.19 |
| CASH & INVESTMENTS BALANCE JUNE 30, 2022 | \$30,000.17 | \$732.04 |
| Reserve for Warrants Outstanding | \$0.00 | \$732.04 |
| Reserve for Interest on Warrants | \$0.00 | \$0.00 |
| Reserves From Schedule 8 | \$0.00 | \$0.00 |
| TOTAL LIABILITIES AND RESERVE | \$0.00 | \$732.04 |
| DEFICIT | \$0.00 | \$0.00 |
| CASH FUND BAL FORWARD TO SUCCEEDING YEAR | \$30,000.17 | \$0.00 |

| Schedule 7: Report of Prior Year Warrants Issued From Reserves | FISCAL YEAR ENDING JUNE 30, 2021 | | |
|--|----------------------------------|--------------------------|----------------------------------|
| | RESERVES 6/30/21 | WARRANTS SINCE ISSUED | BALANCE LAPSED APPROPRIATIONS |
| TOTAL PRIOR YEAR RESERVES | \$0.00 | \$0.00 | \$0.00 |

| Schedule 8: Report of Current Year Expenditures | FISCAL YEAR ENDING JUNE 30, 2022 | | |
|--|----------------------------------|---------------|-----------------------|
| | WARRANTS ISSUED | RESERVES | TOTAL EXPENDITURES |
| 1000 Instruction | \$0.00 | \$0.00 | \$0.00 |
| 2000 Support Services | \$120,682.04 | \$0.00 | \$120,682.04 |
| 3000 Operation Of Non-Instruction Services | \$0.00 | \$0.00 | \$0.00 |
| 4000 Facilities Acquisition & Construcion Services | \$3,731.90 | \$0.00 | \$3,731.90 |
| 5000 Other Outlays | \$0.00 | \$0.00 | \$0.00 |
| 7000 Other Uses | \$0.00 | \$0.00 | \$0.00 |
| 8000 Repayments | \$0.00 | \$0.00 | \$0.00 |
| TOTAL EXPENDITURES 2021-22 FISCAL YEAR | \$124,413.94 | \$0.00 | \$124,413.94 |

**CAPITAL PROJECT FUNDS BY ACCOUNTS COVERING THE PERIOD JULY 1, 2021 TO JUNE 30, 2022
ESTIMATE OF NEEDS FOR 2022-2023**

EXHIBIT "G"

| Schedule 1: Current Balance Sheet - June 30, 2022 | Bond Fund | Fund 33 |
|--|-----------|-------------------|
| ASSETS: | | Amount |
| Cash Balances | | \$4,000.00 |
| Investments | | \$0.00 |
| TOTAL ASSETS | | \$4,000.00 |
| LIABILITIES AND RESERVES: | | |
| Warrants Outstanding | | \$0.00 |
| Reserve for Interest on Warrants | | \$0.00 |
| Reserves From Schedule 8 | | \$0.00 |
| TOTAL LIABILITIES AND RESERVES | | \$0.00 |
| CASH FUND BALANCE JUNE 30, 2022 | | \$4,000.00 |
| TOTAL LIABILITIES, RESERVES AND CASH FUND BALANCE | | \$4,000.00 |

| Schedule 3: Capital Projects Fund 33 Cash Accounts of Current and all Prior Years | | |
|---|-------------------|---------------------|
| CURRENT AND ALL PRIOR YEARS | 2021-22 | 2021 & Prior Years |
| Cash Balance Reported to Excise Board 6-30 of Year in Caption | \$0.00 | \$4,000.00 |
| REVENUES, NON-REVENUE RECEIPTS & CASH BALANCES | | |
| 1000 DISTRICT SOURCES OF REVENUE (Source 1000 to 1999) | \$0.00 | \$0.00 |
| 2000 INTERMEDIATE SOURCES OF REVENUE (Source 2000 to 2999) | \$0.00 | \$0.00 |
| 3000 STATE SOURCES OF REVENUE (Source 3000 to 3999) | \$0.00 | \$0.00 |
| 4000 FEDERAL SOURCES OF REVENUE (Source 4000 to 4999) | \$0.00 | \$0.00 |
| 5000 NON-REVENUE RECEIPTS (Source 5000 to 5999) | \$0.00 | \$0.00 |
| 6000 BALANCE SHEET ACCOUNTS | | |
| 6100 CASH ACCOUNTS | | |
| 6110 Cash Balances Transferred | \$4,000.00 | \$312,000.00 |
| 6130 Prior Year Lapsed Appropriations | \$0.00 | |
| 6140 Estopped Warrants | \$0.00 | |
| TOTAL CASH ACCOUNTS | \$4,000.00 | \$312,000.00 |
| 6200 Interfund Transfers | \$0.00 | |
| TOTAL BALANCE SHEET ACCOUNTS | \$4,000.00 | \$312,000.00 |
| TOTAL REVENUES, NON-REV RECEIPTS & CASH BALANCES | \$4,000.00 | \$316,000.00 |
| Warrants Paid of Year in Caption | \$0.00 | \$316,000.00 |
| TOTAL DISBURSEMENTS | \$0.00 | \$316,000.00 |
| CASH & INVESTMENTS BALANCE JUNE 30, 2022 | \$4,000.00 | \$0.00 |
| Reserve for Warrants Outstanding | \$0.00 | \$0.00 |
| Reserve for Interest on Warrants | \$0.00 | \$0.00 |
| Reserves From Schedule 8 | \$0.00 | \$0.00 |
| TOTAL LIABILITIES AND RESERVE | \$0.00 | \$0.00 |
| DEFICIT | \$0.00 | \$0.00 |
| CASH FUND BAL FORWARD TO SUCCEEDING YEAR | \$4,000.00 | \$0.00 |

| Schedule 7: Report of Prior Year Warrants Issued From Reserves | FISCAL YEAR ENDING JUNE 30, 2021 | | |
|--|----------------------------------|--------------------------|----------------------------------|
| | RESERVES 6/30/21 | WARRANTS SINCE ISSUED | BALANCE LAPSED APPROPRIATIONS |
| TOTAL PRIOR YEAR RESERVES | \$0.00 | \$0.00 | \$0.00 |

| Schedule 8: Report of Current Year Expenditures | FISCAL YEAR ENDING JUNE 30, 2022 | | |
|--|----------------------------------|---------------|-----------------------|
| | WARRANTS ISSUED | RESERVES | TOTAL EXPENDITURES |
| 1000 Instruction | \$0.00 | \$0.00 | \$0.00 |
| 2000 Support Services | \$0.00 | \$0.00 | \$0.00 |
| 3000 Operation Of Non-Instruction Services | \$0.00 | \$0.00 | \$0.00 |
| 4000 Facilities Acquisition & Construcion Services | \$0.00 | \$0.00 | \$0.00 |
| 5000 Other Outlays | \$0.00 | \$0.00 | \$0.00 |
| 7000 Other Uses | \$0.00 | \$0.00 | \$0.00 |
| 8000 Repayments | \$0.00 | \$0.00 | \$0.00 |
| TOTAL EXPENDITURES 2021-22 FISCAL YEAR | \$0.00 | \$0.00 | \$0.00 |

CAPITAL PROJECT FUNDS BY ACCOUNTS COVERING THE PERIOD JULY 1, 2021 TO JUNE 30, 2022
ESTIMATE OF NEEDS FOR 2022-2023

EXHIBIT "G"

| Schedule 1: Current Balance Sheet - June 30, 2022 | | Bond Fund | Fund 34 |
|--|--|-----------|---------------------|
| ASSETS: | | | Amount |
| Cash Balances | | | \$275,780.33 |
| Investments | | | \$0.00 |
| TOTAL ASSETS | | | \$275,780.33 |
| LIABILITIES AND RESERVES: | | | |
| Warrants Outstanding | | | \$0.00 |
| Reserve for Interest on Warrants | | | \$0.00 |
| Reserves From Schedule 8 | | | \$0.00 |
| TOTAL LIABILITIES AND RESERVES | | | \$0.00 |
| CASH FUND BALANCE JUNE 30, 2022 | | | \$275,780.33 |
| TOTAL LIABILITIES, RESERVES AND CASH FUND BALANCE | | | \$275,780.33 |

| Schedule 3: Capital Projects Fund 34 Cash Accounts of Current and all Prior Years | | |
|---|---------------------|----------------------|
| CURRENT AND ALL PRIOR YEARS | 2021-22 | 2021 & Prior Years |
| Cash Balance Reported to Excise Board 6-30 of Year in Caption | \$0.00 | \$340,000.00 |
| REVENUES, NON-REVENUE RECEIPTS & CASH BALANCES | | |
| 1000 DISTRICT SOURCES OF REVENUE (Source 1000 to 1999) | \$0.00 | \$0.00 |
| 2000 INTERMEDIATE SOURCES OF REVENUE (Source 2000 to 2999) | \$0.00 | \$0.00 |
| 3000 STATE SOURCES OF REVENUE (Source 3000 to 3999) | \$0.00 | \$0.00 |
| 4000 FEDERAL SOURCES OF REVENUE (Source 4000 to 4999) | \$0.00 | \$0.00 |
| 5000 NON-REVENUE RECEIPTS (Source 5000 to 5999) | \$0.00 | \$0.00 |
| 6000 BALANCE SHEET ACCOUNTS | | |
| 6100 CASH ACCOUNTS | | |
| 6110 Cash Balances Transferred | \$340,000.00 | -\$340,000.00 |
| 6130 Prior Year Lapsed Appropriations | \$0.00 | |
| 6140 Estopped Warrants | \$0.00 | |
| TOTAL CASH ACCOUNTS | \$340,000.00 | -\$340,000.00 |
| 6200 Interfund Transfers | \$0.00 | |
| TOTAL BALANCE SHEET ACCOUNTS | \$340,000.00 | -\$340,000.00 |
| TOTAL REVENUES, NON-REV RECEIPTS & CASH BALANCES | \$340,000.00 | \$0.00 |
| Warrants Paid of Year in Caption | \$64,219.67 | \$0.00 |
| TOTAL DISBURSEMENTS | \$64,219.67 | \$0.00 |
| CASH & INVESTMENTS BALANCE JUNE 30, 2022 | \$275,780.33 | \$0.00 |
| Reserve for Warrants Outstanding | \$0.00 | \$0.00 |
| Reserve for Interest on Warrants | \$0.00 | \$0.00 |
| Reserves From Schedule 8 | \$0.00 | \$0.00 |
| TOTAL LIABILITIES AND RESERVE | \$0.00 | \$0.00 |
| DEFICIT | \$0.00 | \$0.00 |
| CASH FUND BAL FORWARD TO SUCCEEDING YEAR | \$275,780.33 | \$0.00 |

| Schedule 7: Report of Prior Year Warrants Issued From Reserves | FISCAL YEAR ENDING JUNE 30, 2021 | | |
|--|----------------------------------|--------------------------|----------------------------------|
| | RESERVES 6/30/21 | WARRANTS SINCE ISSUED | BALANCE LAPSED APPROPRIATIONS |
| TOTAL PRIOR YEAR RESERVES | \$0.00 | \$0.00 | \$0.00 |

| Schedule 8: Report of Current Year Expenditures | FISCAL YEAR ENDING JUNE 30, 2022 | | |
|--|----------------------------------|---------------|-----------------------|
| | WARRANTS ISSUED | RESERVES | TOTAL EXPENDITURES |
| 1000 Instruction | \$0.00 | \$0.00 | \$0.00 |
| 2000 Support Services | \$44,388.65 | \$0.00 | \$44,388.65 |
| 3000 Operation Of Non-Instruction Services | \$0.00 | \$0.00 | \$0.00 |
| 4000 Facilities Acquisition & Construcion Services | \$19,831.02 | \$0.00 | \$19,831.02 |
| 5000 Other Outlays | \$0.00 | \$0.00 | \$0.00 |
| 7000 Other Uses | \$0.00 | \$0.00 | \$0.00 |
| 8000 Repayments | \$0.00 | \$0.00 | \$0.00 |
| TOTAL EXPENDITURES 2021-22 FISCAL YEAR | \$64,219.67 | \$0.00 | \$64,219.67 |

ENTERPRISE FUNDS BY ACCOUNTS COVERING THE PERIOD JULY 1, 2021 TO JUNE 30, 2022
ESTIMATE OF NEEDS FOR 2022-2023

EXHIBIT "H"

| Schedule 1: Current Balance Sheet - June 30, 2022 | | Gift Fund |
|--|--|-------------------|
| ASSETS: | | Amount |
| Cash Balances | | \$3,832.82 |
| Investments | | \$0.00 |
| TOTAL ASSETS | | \$3,832.82 |
| LIABILITIES AND RESERVES: | | |
| Warrants Outstanding | | \$0.00 |
| Reserve for Interest on Warrants | | \$0.00 |
| Reserves From Schedule 8 | | \$0.00 |
| TOTAL LIABILITIES AND RESERVES | | \$0.00 |
| CASH FUND BALANCE JUNE 30, 2022 | | \$3,832.82 |
| TOTAL LIABILITIES, RESERVES AND CASH FUND BALANCE | | \$3,832.82 |

| Schedule 3: Enterprise Fund Gift Fund Cash Accounts of Current and all Prior Years | | |
|--|--------------------|---------------------|
| CURRENT AND ALL PRIOR YEARS | 2021-22 | 2021 & Prior Years |
| Cash Balance Reported to Excise Board 6-30 of Year in Caption | \$0.00 | \$20,471.82 |
| REVENUES, NON-REVENUE RECEIPTS & CASH BALANCES | | |
| 1000 DISTRICT SOURCES OF REVENUE (Source 1000 to 1999) | \$0.00 | \$0.00 |
| 2000 INTERMEDIATE SOURCES OF REVENUE (Source 2000 to 2999) | \$0.00 | \$0.00 |
| 3000 STATE SOURCES OF REVENUE (Source 3000 to 3999) | \$0.00 | \$0.00 |
| 4000 FEDERAL SOURCES OF REVENUE (Source 4000 to 4999) | \$0.00 | \$0.00 |
| 5000 NON-REVENUE RECEIPTS (Source 5000 to 5999) | \$0.00 | \$0.00 |
| 6000 BALANCE SHEET ACCOUNTS | | |
| 6100 CASH ACCOUNTS | | |
| 6110 Cash Balances Transferred | \$20,471.82 | -\$20,471.82 |
| 6130 Prior Year Lapsed Appropriations | \$0.00 | |
| 6140 Estopped Warrants | \$0.00 | |
| TOTAL CASH ACCOUNTS | \$20,471.82 | -\$20,471.82 |
| 6200 Interfund Transfers | \$0.00 | |
| TOTAL BALANCE SHEET ACCOUNTS | \$20,471.82 | -\$20,471.82 |
| TOTAL REVENUES, NON-REV RECEIPTS & CASH BALANCES | \$20,471.82 | \$0.00 |
| Warrants Paid of Year in Caption | \$16,639.00 | \$0.00 |
| TOTAL DISBURSEMENTS | \$16,639.00 | \$0.00 |
| CASH & INVESTMENTS BALANCE JUNE 30, 2022 | \$3,832.82 | \$0.00 |
| Reserve for Warrants Outstanding | \$0.00 | \$0.00 |
| Reserve for Interest on Warrants | \$0.00 | \$0.00 |
| Reserves From Schedule 8 | \$0.00 | \$0.00 |
| TOTAL LIABILITIES AND RESERVE | \$0.00 | \$0.00 |
| DEFICIT | \$0.00 | \$0.00 |
| CASH FUND BAL FORWARD TO SUCCEEDING YEAR | \$3,832.82 | \$0.00 |

| Schedule 7: Report of Prior Year Warrants Issued From Reserves | FISCAL YEAR ENDING JUNE 30, 2021 | | |
|--|----------------------------------|--------------------------|----------------------------------|
| | RESERVES 6/30/21 | WARRANTS SINCE ISSUED | BALANCE LAPSED APPROPRIATIONS |
| TOTAL PRIOR YEAR RESERVES | \$0.00 | \$0.00 | \$0.00 |

| Schedule 8: Report of Current Year Expenditures | FISCAL YEAR ENDING JUNE 30, 2022 | | |
|---|----------------------------------|---------------|-----------------------|
| | WARRANTS ISSUED | RESERVES | TOTAL EXPENDITURES |
| 1000 Instruction | \$0.00 | \$0.00 | \$0.00 |
| 2000 Support Services | \$16,639.00 | \$0.00 | \$16,639.00 |
| 3000 Operation Of Non-Instruction Services | \$0.00 | \$0.00 | \$0.00 |
| 4000 Facilities Acquisition & Construction Services | \$0.00 | \$0.00 | \$0.00 |
| 5000 Other Outlays | \$0.00 | \$0.00 | \$0.00 |
| 7000 Other Uses | \$0.00 | \$0.00 | \$0.00 |
| 8000 Repayments | \$0.00 | \$0.00 | \$0.00 |
| TOTAL EXPENDITURES 2021-22 FISCAL YEAR | \$16,639.00 | \$0.00 | \$16,639.00 |

CERTIFICATE OF EXCISE BOARD

State of Oklahoma, County of Tulsa

We, do further certify that we have examined the statement of estimated needs for the current fiscal year ending June 30, 2022, as certified by the Board of Education of Liberty Public Schools, District Number I-14 of said County and State, and its financial statement for the preceding year, and in so doing we have diligently performed the duties imposed upon this Excise Board by 68 O. S. 2001 Section 3007, by (1) ascertaining that the financial statements, as to the statistics therein contained, reflect the true fiscal condition at the close of the fiscal year, or caused the same to be corrected so to show; (2) struck from the estimate of needs so submitted any items not authorized by law and reduced to the sum authorized by law any items restricted by statute as to the amount lawfully expendable therefor; (3) supplemented such estimate, after appropriate action, by an estimate of needs prepared by this Excise Board to make provision for mandatory functions based upon statistics authoritatively submitted; (4) computed the total means available to each fund in the manner provided, applying the Governing Board's estimate of revenue to be derived from surplus tax of the immediately preceding year and from sources other than ad valorem tax, or reduced such estimate to not less than the lawfully authorized ratio of the several sums realized from such sources during the preceding fiscal year or to such lesser sum as may reasonably be anticipated under altered law or circumstance and using for such determination the basic collections of the preceding year and the ratios on which distribution or apportionment must be made during the ensuing or current year.

To the several and specific purposes of the estimated needs as certified, we have and do hereby appropriate the surplus balances of cash on hand of the prior year, estimates of income from sources other than ad valorem taxation within the limitation fixed by law, and the proceeds of ad valorem tax levy within the number of mills authorized, either by apportionment by the Legislature, allocation by the excise board or by legal election, all of which appropriations are made in so far as the available surpluses, revenues, and levies will permit, except in that we have also provided that, after deducting items consisting of cash and the revenue from all sources other than the 2022 tax and the proceeds of the 2022 tax levy are in excess of the residue of such appropriations, by a sum included for delinquent tax, computed at 10.0% of such residue. And provided further, if said School District has been ascertained to be a well defined State Aid District, the local budget, as approved and appropriated for, has been applied wholly to its operating accounts.

We further certify that the amount required to be raised from tax, excluding Homesteads, for General Revenue Fund purposes as approved, requires a total ad valorem tax levy of 35.000 Mills. Said levy is within the statutory limit, and if in excess, is within the constitutional limit and has been authorized by a vote of the people of said district, as shown by certificate of the School Board to-wit:

To this District, with valuations shown below, the Excise Board allocated 5.000 Mills, plus 15.000 Mills authorized by the Constitution, plus an emergency levy of 5.000 Mills; plus local support levy of 10.000 Mills; for a total levy for the General Fund of 35.000 Mills.

We further certify that the amount required to be raised for building fund purposes as approved requires a tax levy of 5.000 Mills, and said levy has been certified as authorized by a vote of the people at an election held for that purpose. We further certify that Assessed Values used in computing Mill-vote levies have been applied as certified by the County Assessor.

We further certify that we have examined the within statements of account and estimated needs or requirements of the Governing Board of Liberty Public Schools, School District No. I-14 of said County and State, in relation to the Sinking Fund or Funds thereof, and after finding the same correct or having caused the same to be corrected pursuant to 68 O. S. 2001 Section 3009, have approved the requirements therefor to fulfill the conditions of Section 26 and 28 of Article 10, Oklahoma Constitution, and have made and certified a tax levy therefor to the extent of the excess of said total requirements over the total of items 2, 3, 6, and 12 of Exhibit Y and any other legal deduction, including a reserve of 10.0% for delinquent taxes.

CERTIFICATE OF EXCISE BOARD
ESTIMATE OF NEEDS FOR 2022-2023

| EXHIBIT "Y" | | | | | |
|---|-----------------|---------------|------------|----------------------|------------------------------------|
| County Excise Board's Appropriation of Income and Revenue | General Fund | Building Fund | Co-op Fund | Child Nutrition Fund | New Sinking Fund (Exc. Homesteads) |
| Appropriation Approved and Provision Made | \$ 5,788,363.15 | \$ 236,254.12 | \$ 0.00 | \$ 0.00 | \$ 411,037.50 |
| Appropriation of Revenues: | | | | | |
| Excess of Assets Over Liabilities | \$ 1,048,938.19 | \$ 131,922.92 | \$ 0.00 | \$ 0.00 | \$ 7,785.88 |
| Unclaimed Protest Tax Refunds | \$ 0.00 | \$ 0.00 | \$ 0.00 | \$ 0.00 | \$ 0.00 |
| Miscellaneous Estimated Revenues | \$ 4,009,106.51 | \$ 0.00 | \$ 0.00 | \$ 0.00 | None |
| Est. Value of Surplus Tax in Process | \$ 0.00 | \$ 0.00 | \$ 0.00 | \$ 0.00 | None |
| Sinking Fund Contributions | \$ 0.00 | \$ 0.00 | \$ 0.00 | \$ 0.00 | \$ 0.00 |
| Surplus Building Fund Cash | \$ 0.00 | \$ 0.00 | \$ 0.00 | \$ 0.00 | \$ 0.00 |
| Total Other Than 2022 Tax | \$ 5,058,044.70 | \$ 131,922.92 | \$ 0.00 | \$ 0.00 | \$ 7,785.88 |
| Balance Required | \$ 730,318.45 | \$ 104,331.20 | \$ 0.00 | \$ 0.00 | \$ 403,251.62 |
| Add Allowance for Delinquency | \$ 73,031.84 | \$ 10,433.12 | \$ 0.00 | \$ 0.00 | \$ 20,162.58 |
| Total Required for 2022 Tax | \$ 803,350.29 | \$ 114,764.32 | \$ 0.00 | \$ 0.00 | \$ 423,414.20 |
| Rate of Levy Required and Certified | ----- | ----- | ----- | ----- | 19.36 Mills |

We further certify that the net assessed valuation of the Property, subject to ad valorem taxes, after the amount of all Homestead Exemptions have been deducted in the said School District as finally equalized and certified by the Board of Equalization for the current year 2022-2023 is as follows:

| VALUATION AND LEVIES EXCLUDING HOMESTEADS | | | | | |
|---|---------------|--------------|----------------|---------------|--|
| County | Real | Personal | Public Service | Total | |
| This County Tulsa | \$ 13,154,506 | \$ 561,625 | \$ 672,366 | \$ 14,388,497 | |
| Joint County Okmulgee | \$ 6,520,187 | \$ 518,348 | \$ 438,221 | \$ 7,476,756 | |
| Joint County | \$ 0 | \$ 0 | \$ 0 | \$ 0 | |
| Joint County | \$ 0 | \$ 0 | \$ 0 | \$ 0 | |
| Joint County | \$ 0 | \$ 0 | \$ 0 | \$ 0 | |
| Joint County | \$ 0 | \$ 0 | \$ 0 | \$ 0 | |
| Joint County | \$ 0 | \$ 0 | \$ 0 | \$ 0 | |
| Joint County | \$ 0 | \$ 0 | \$ 0 | \$ 0 | |
| Joint County | \$ 0 | \$ 0 | \$ 0 | \$ 0 | |
| Joint County | \$ 0 | \$ 0 | \$ 0 | \$ 0 | |
| Joint County | \$ 0 | \$ 0 | \$ 0 | \$ 0 | |
| Joint County | \$ 0 | \$ 0 | \$ 0 | \$ 0 | |
| Joint County | \$ 0 | \$ 0 | \$ 0 | \$ 0 | |
| Joint County | \$ 0 | \$ 0 | \$ 0 | \$ 0 | |
| Total Valuations, All Counties | \$ 19,674,693 | \$ 1,079,973 | \$ 1,110,587 | \$ 21,865,253 | |

The assessed valuations herein certified have been used in computing the rates of mill levies and the proceeds thereof appropriated as aforesaid; and that having ascertained as aforesaid, the aggregate amount to be raised by ad valorem taxation, be raised by ad valorem taxation, we thereupon made the above levies therefor as provided by law as follows:

CERTIFICATE OF EXCISE BOARD
ESTIMATE OF NEEDS FOR 2022-2023

| EXHIBIT "Y" Continued: Primary County And All Joint Counties | | | | | |
|--|----------|---|---------------|-----------------|-----------------------------|
| Levies Required and Certified: | | Valuation And Levies Excluding Homesteads | | | Total Required For 2022 Tax |
| County | | General Fund | Building Fund | Total Valuation | |
| This County | Tulsa | 37.10 Mills | 5.30 Mills | \$ 14,388,497 | \$ 533,813 |
| Joint Co. | Okmulgee | 36.05 Mills | 5.15 Mills | \$ 7,476,756 | \$ 269,537 |
| Joint Co. | | 0.00 Mills | 0.00 Mills | \$ 0 | \$ 0 |
| Joint Co. | | 0.00 Mills | 0.00 Mills | \$ 0 | \$ 0 |
| Joint Co. | | 0.00 Mills | 0.00 Mills | \$ 0 | \$ 0 |
| Joint Co. | | 0.00 Mills | 0.00 Mills | \$ 0 | \$ 0 |
| Joint Co. | | 0.00 Mills | 0.00 Mills | \$ 0 | \$ 0 |
| Joint Co. | | 0.00 Mills | 0.00 Mills | \$ 0 | \$ 0 |
| Joint Co. | | 0.00 Mills | 0.00 Mills | \$ 0 | \$ 0 |
| Joint Co. | | 0.00 Mills | 0.00 Mills | \$ 0 | \$ 0 |
| Joint Co. | | 0.00 Mills | 0.00 Mills | \$ 0 | \$ 0 |
| Joint Co. | | 0.00 Mills | 0.00 Mills | \$ 0 | \$ 0 |
| Joint Co. | | 0.00 Mills | 0.00 Mills | \$ 0 | \$ 0 |
| Joint Co. | | 0.00 Mills | 0.00 Mills | \$ 0 | \$ 0 |
| Joint Co. | | 0.00 Mills | 0.00 Mills | \$ 0 | \$ 0 |
| Totals | | | | \$ 21,865,253 | \$ 803,350 |

Sinking Fund: 19.36 Mills

We do hereby order the above levies to be certified forthwith by the Secretary of this Board to the County Assessor of said County, in order that the County Assessor may immediately extend said levies upon the Tax Rolls for the year 2022 without regard to any protest that may be filed against any levies, as required by 68 O. S. 2001, Section 2869.

Signed at Tulsa, Oklahoma, this 18th day of October, 2022

David N. Scott
Excise Board Member
Ruth A. Harrison
Excise Board Member

Charles E. Van De Walle
Excise Board Chairman
Michael Willis
Excise Board Secretary



Joint School District Levy Certification for Liberty Public Schools I-14

Career Tech District Number _____ : General Fund _____
Building Fund _____
State of Oklahoma)
) ss
County of Tulsa)

I, Michael Willis, Tulsa County Clerk, do hereby certify that the above levies are true and correct for the taxable year 2022.

Witness my hand and seal, on October 18, 2022.

Michael Willis
Tulsa County Clerk



ALL FUND ACCOUNTS COVERING THE PERIOD JULY 1, 2021 TO JUNE 30, 2022
STATISTICAL DATA FOR 2022-2023

EXHIBIT "Z"

Schedule 1: SUMMARY RECAPITULATION OF SCHOOL COSTS FOR THE FISCAL YEAR ENDING JUNE 30, 2022, AND
APPORTIONMENT THEREOF

| CLASSIFICATION | ACCUMULATION OF EXPENDITURES AND UNLIQUIDATED COMMITMENTS TO DETERMINE PER CAPITA COSTS | | | | | |
|---|--|----------------------------|---------------------|----------------------|-----------------------------|-----------------------------|
| Expenditures and Reserves | GENERAL REVENUE FUND | CHILD NUTRITION FUND | BUILDING FUND | SINKING FUND | SPECIAL REVENUE FUNDS | CAPITAL PROJECT FUNDS |
| Current Exp. - Educational | \$ 4,288,925.71 | \$ 0.00 | \$ 32,330.90 | \$ 0.00 | \$ 0.00 | \$ 0.00 |
| Current Exp. - Transportation | \$ 93,336.61 | \$ 0.00 | \$ 0.00 | \$ 0.00 | \$ 0.00 | \$ 0.00 |
| Current Res. - Educational | \$ 0.00 | \$ 0.00 | \$ 0.00 | \$ 0.00 | \$ 0.00 | \$ 0.00 |
| Current Res. - Transportation | \$ 0.00 | \$ 0.00 | \$ 0.00 | \$ 0.00 | \$ 0.00 | \$ 0.00 |
| Capital Exp. - Educational | \$ 219,902.37 | \$ 0.00 | \$ 43,731.80 | \$ 275,000.00 | \$ 0.00 | \$ 0.00 |
| Capital Exp. - Transportation | \$ 0.00 | \$ 0.00 | \$ 0.00 | \$ 0.00 | \$ 0.00 | \$ 0.00 |
| Capital Res. - Educational | \$ 0.00 | \$ 0.00 | \$ 0.00 | \$ 0.00 | \$ 0.00 | \$ 0.00 |
| Capital Res. - Transportation | \$ 0.00 | \$ 0.00 | \$ 0.00 | \$ 0.00 | \$ 0.00 | \$ 0.00 |
| Interest Paid and Reserved | \$ 0.00 | \$ 0.00 | \$ 0.00 | \$ 29,200.00 | \$ 0.00 | \$ 0.00 |
| TOTALS | \$ 4,602,164.69 | \$ 0.00 | \$ 76,062.70 | \$ 304,200.00 | \$ 0.00 | \$ 0.00 |
| Enumeration <input type="text" value="0.00"/> Average Daily Attendance <input type="text" value="0.00"/> Average Daily Haul <input type="text" value="0.00"/> | | | | | | |

| Expenditures and Reserves | ENTERPRISE FUNDS | ACTIVITY FUNDS | EXPENDABLE TRUST FUNDS | NON- EXPENDABLE TRUST FUNDS | INTERNAL SERVICE FUNDS |
|---|---------------------|-------------------|------------------------------|--------------------------------------|------------------------------|
| Current Expenditures - Educational | \$ 0.00 | \$ 0.00 | \$ 0.00 | \$ 0.00 | \$ 0.00 |
| Current Expenditures - Transportation | \$ 0.00 | \$ 0.00 | \$ 0.00 | \$ 0.00 | \$ 0.00 |
| Current Reserves - Educational | \$ 0.00 | \$ 0.00 | \$ 0.00 | \$ 0.00 | \$ 0.00 |
| Current Reserves - Transportation | \$ 0.00 | \$ 0.00 | \$ 0.00 | \$ 0.00 | \$ 0.00 |
| Capital Expenditures - Educational | \$ 0.00 | \$ 0.00 | \$ 0.00 | \$ 0.00 | \$ 0.00 |
| Capital Expenditures - Transportation | \$ 0.00 | \$ 0.00 | \$ 0.00 | \$ 0.00 | \$ 0.00 |
| Capital Reserves - Educational | \$ 0.00 | \$ 0.00 | \$ 0.00 | \$ 0.00 | \$ 0.00 |
| Capital Reserves - Transportation | \$ 0.00 | \$ 0.00 | \$ 0.00 | \$ 0.00 | \$ 0.00 |
| Interest Paid and Reserved | \$ 0.00 | \$ 0.00 | \$ 0.00 | \$ 0.00 | \$ 0.00 |
| TOTALS | \$ 0.00 | \$ 0.00 | \$ 0.00 | \$ 0.00 | \$ 0.00 |
| Per Capita Cost for: Education <input type="text" value="\$ 0.00"/> Transportation <input type="text" value="\$ 0.00"/> | | | | | |

| Expenditures and Reserves | TOTAL OF ALL APPLICABLE COSTS 2021-2022 | OPERATION COSTS ONLY | TRANSPORTATION COSTS ONLY |
|---------------------------------------|--|-------------------------|------------------------------|
| Current Expenditures - Educational | \$ 4,321,256.61 | \$ 4,321,256.61 | \$ 0.00 |
| Current Expenditures - Transportation | \$ 93,336.61 | \$ 0.00 | \$ 93,336.61 |
| Current Reserves - Educational | \$ 0.00 | \$ 0.00 | \$ 0.00 |
| Current Reserves - Transportation | \$ 0.00 | \$ 0.00 | \$ 0.00 |
| Capital Expenditures - Educational | \$ 538,634.17 | \$ 538,634.17 | \$ 0.00 |
| Capital Expenditures - Transportation | \$ 0.00 | \$ 0.00 | \$ 0.00 |
| Capital Reserves - Educational | \$ 0.00 | \$ 0.00 | \$ 0.00 |
| Capital Reserves - Transportation | \$ 0.00 | \$ 0.00 | \$ 0.00 |
| Interest Paid and Reserved | \$ 29,200.00 | \$ 29,200.00 | \$ 0.00 |
| TOTALS | \$ 4,982,427.39 | \$ 4,889,090.78 | \$ 93,336.61 |

**Liberty Public Schools
2022-23 Budget Summary**

| CODE | SOURCE | 2022-23 Estimated Revenue |
|-------------|--|--|
| 1110 | Ad Valorem Tax-current | 730,318.45 |
| 1120 | Ad Valorem Tax-prior | |
| 1130 | Rev in Lieu of Taxes | |
| 1300 | Interest | |
| 1400 | Rental, Disposals, and Commissions | |
| 1500 | Reimbursements | |
| 1600 | Other Local Sources | |
| 1700 | Child Nutrition Local Sources | |
| 2100 | 4-Mill Levy | 121,394.73 |
| 2200 | Mortgage Tax | 37,578.93 |
| 2300 | Resale | |
| 3110 | Gross Production Tax | 340.95 |
| 3120 | Motor Vehicle Collections | 228,889.41 |
| 3130 | R.E.A. Tax | 65,903.80 |
| 3140 | State School Land Earnings | 71,645.70 |
| 3150 | Vehicle Tax Stamps | 1,171.39 |
| 3210 | Foundation & Salary Incentive | 1,749,598.52 |
| 3250 | Flexible Benefit | 333,328.74 |
| 3300 | State Aid - Comp.Grants (Alt Ed) | |
| 3400 | State - Categorical - Textbooks | 30,407.08 |
| 3400 | State - Categorical - Redbud Grant | |
| 3400 | State - Categorical - Drivers Ed | |
| 3400 | State - Categorical - Reading Suff. | |
| 3500 | Special Programs | |
| 3600 | Other State Sources | |
| 3700 | Child Nutrition State Sources | 1,490.82 |
| 3800 | Vocational - State | 41,599.80 |
| 4100 | Indian Education | |
| 4100 | Impact Aid | |
| 4100 | Small Rural School Achv. | |
| 4100 | Other - | |
| 4200 | Title I | 158,151.68 |
| 4200 | Title II, Part A | |
| 4200 | Title III, Limited English Proficiency | |
| 4300 | IDEA-B Flowthrough | 100,000.00 |
| 4300 | IDEA-B Pre-School | 2,000.00 |
| 4300 | IDEA-B Covid | 25,000.00 |
| 4300 | Other - | |
| 4400 | Title IV, Part A | |
| 4400 | Title IV, 21 Century | |
| 4500 | Johnson O'Malley | |
| 4500 | Medicaid Resources | |
| 4600 | ESSER II | 116,394.43 |
| 4600 | ESSER III | 718,954.10 |
| 4600 | Counselor Grant | |
| 4700 | Child Nutrition Federal Sources | 205,256.44 |
| 4800 | Carl Perkins / Vocational | |
| 5100 | Non-Revenue Receipts | |

Total Revenue Estimates **4,739,424.96**

Fund Balance, 7-01-22 **1,048,938.19**

TOTAL 2022-23 APPROPRIATIONS **\$ 5,788,363.15**

Note - The above appropriation amount is the maximum amount that you can legally obligate your school district encumbrances and payments. If you exceed this amount, you must add to your appropriations.